

# CATALOG #10


## GARY GOERS

CLASSIC CAR INTERIOR RESTORATION

Price

\$6.00 (U.S.)

### NEW & REPRODUCTION PARTS FOR CHRYSLER CORP. AUTOMOBILES 1955 AND LATER



(406)752-6249 Fax

37 Amdahl Lane Kalispell, MT 59901

World Wide Web (<http://www.garygoers.com>)

Email ([gary@garygoers.com](mailto:gary@garygoers.com))

PLYMOUTH • DODGE • DE SOTO • CHRYSLER • IMPERIAL



## FIRST, A FEW WORDS OF INTRODUCTION

I have been restoring Chrysler products since 1966 and producing parts for them for over 35 years. That makes me real old or real dumb or both! I started making parts since there were next to none available and the business grew from there. The variety of parts grew over the years and I try to keep everything I ever had in current supply. This has not always been possible especially lately. Catalog #9 was around for many years and getting rather scattered. This catalog #10 is a bit better with almost everything in its proper category. Sorry for any typos or other goofs. There have been the inevitable price increases and some reality checks on some items such as carpets. Color choices from standard suppliers have dwindled to very few and, with few exceptions, I'll have to resort to offering only black in loop or cut pile. Continue ordering as usual and I'll let you know if there is a problem and the best way to solve it. Everything I have or reproduce is in this catalog except for the 300 letter car interiors which are in a separate sheet upon request. Thanks to you all for years of support and thanks to Brad Leisure for his many small parts drawings (poor ones are mine).

## INDEX

*Gary*

### INTERIOR

Gas and brake pedals	1
Dash parts, steering column seal, seat parts	2-3
Floor carpets, windlace, upholstery	4
Chrome screws, dash parts	5
Rubber floor mats, aluminum inserts	6
Top boots, top wells	7
Glove boxes, firewall pads	8

### DOORS

Snubbers, bumpers	9
Molded weatherstrip ends	10-11-12
Door & quarter window weatherstrips	13
Glass run channels	14
Station wagon parts	15

### TRUNK

Snubbers, gaskets, body plugs	16
Trunk weatherstrip	16-17
Trunk carpets & spare tire covers	17
Trunk panels	18
Jack sheets & hood pads	19

### UNDERHOOD

Hood pad	19
Hood pad clips, hose clamps, grommets	20-21
Heater drain seals	20, 21, 22, 23, 24
Wire loom straps	21
	22

### HOODSTOPS

Hoodstops	25
Relays, oil & temp senders	26
Dist. leads, solenoids switches	27
Radiator support & cowl to hood seals	

### SPLASH SHIELDS

Splash shields	28, 29, 30
----------------	------------

### BODY

Front & rear bumper shields	30
Body plugs, rear bumper guard pads	31
License plate snubbers, gas door bumpers, body mounts, bumper bolts	32
Headlight parts, socket & pigtails	33
Moulding clips	34, 35, 36

### CONVERTIBLE PARTS

Convertible only parts	36
CVT. top header seals, side rail upper windshield post seals	37

### HARDTOP PARTS

Roof rail weatherstrip	38
Roof rail weatherstrip ends	
Windshield & backglass rubber	39, 40
Windshield tools and supplies	40
Decals	41, 42, 43

### GASKETS

Mirror, antenna, misc.	44, 45
Rail light, parking light, license	46
Back up light and housing gaskets	47

### SUSPENSION

Bushings, snubbers	47, 48
Spring interliners, strut bushings	49
grease seals, fuel filler tube grom.	

### MISC.

Windshield & back glass seats	50
New Chrome	50, 51, 52
Seat frame & floor plastic	53
New Reproduction lenses	54
Washer Bags	55

# INTERIOR

I must have your old pedals to reuse the steel ones. Please send them in with your order.

84. Gas pedal '57-'59 Chrys., Imp.

253. Gas pedal '57-'59 Windsor, '59 Dodge Exchange

76. Brake pedal '57-'62 Dodge, Ply., '60-'62 Chrys, DeS. Also available without POWER BRAKE letters

252. Brake pedal '57-'59 Windsor '59 Dodge Exchange

73. Gas pedal '57-'59 Ply., Dodge

83. Gas pedal gray 9 1/2" '55, '56 Chrys., Imp. DeS., 7 1/2" '55, '56 Dodge, Ply.

85. Brake pedal '57-'59 Chrys.

74. Gas pedal '60-'62 most full sized cars

82. Brake Pedal Imp., Chrys., DeS., Ply., Some Dodge. '55 '56 Red or Grey; '57 - '58 Black

#257 Brake pedal '57-'59 Imp. [larger than Chrysler]

284. Gas pedal '57-'59 Desoto

298. Brake pedal '57-'59 DeSoto

305. '60-'66 Valiant, Dart gas pedal

available w/ POWER BRAKE lettering

149. Brake pedal pad '60-'66 Dart, Val. auto

60. 62-'66 Dodge & Plym. gas pedal

327. '61-'62 Chrysler brake & clutch pad. A- clutch slip on B- brake, need core

350A. A-body brake pedal pad, automatic trans.  
B. Small pad for manual trans, brake & clutch.

326. '68 Dodge gas pedal

30. Vent pad '55-'58 [black, red, or gray]

will also work on '55-'56

254. Manual brake and clutch pedal Pad '57-'65 also see 327

263. '57-'64 accel. pedal rod boot

215. '57-'59 Imp. park pedal pad.

63. Parking brake pedal pad '60-'62 most cars, '63-'65 some cars.

#519 '57-'58 All makes. Temp. control lever sleeve. A-black ('57); B-white ('58)

89. Front seat spring mount '57

103. Windshield washer pad '57 - '59 (black or white)

#485 '58-'64 some steering tube end insul. w/ power steering

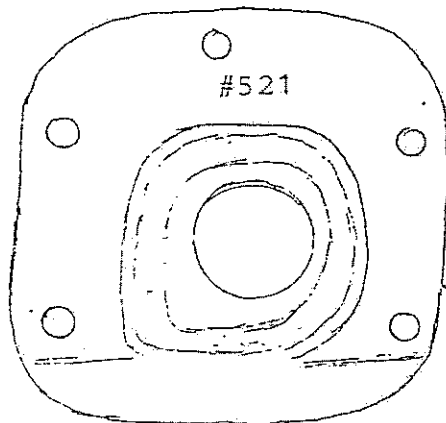
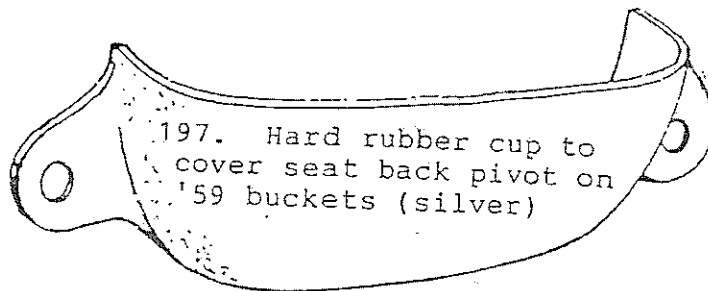
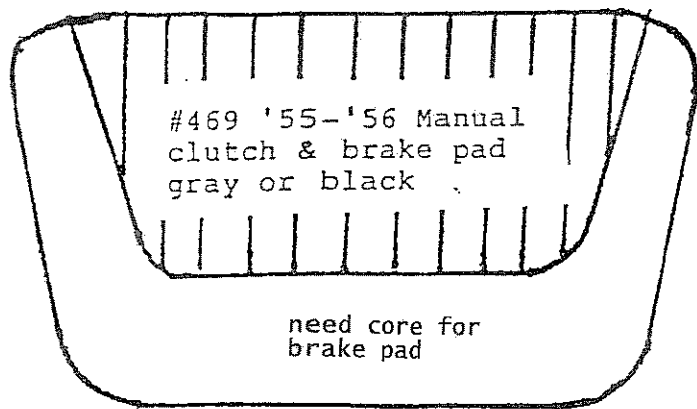
213. '60-'62 Chrys. glove box door stop arm grommet. Hard rubber

236. '57 glove box arm grommet

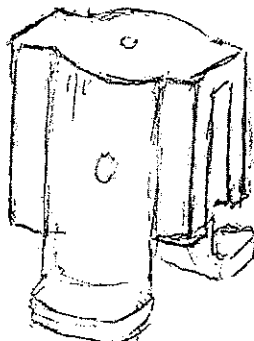
150. Spring for trans. Push button unit

138. Socket head set screw 10 x 3/8 usa thread

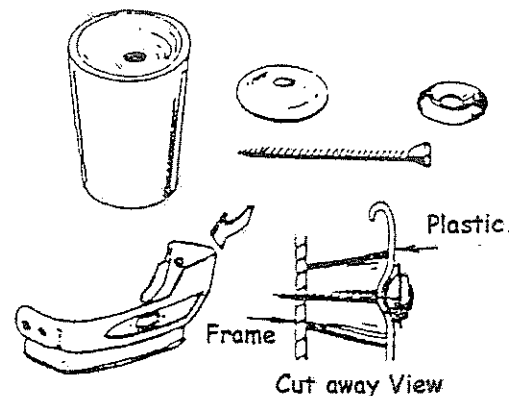
154. Pushnut for front bucket seat pins



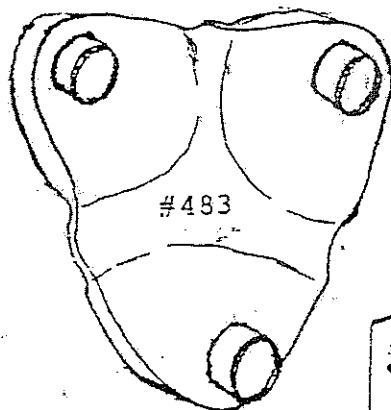
#466 '60-'66 most bucket seats front seat back hinge cover. Black hard rubber



108. Mast jacket seal '55, '56 C, DeSoto

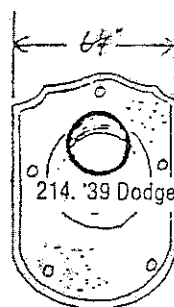


521. '58-'59 Dodge, some Plymouth steering column / floor seal. Must have old core. see #333 pg. 3



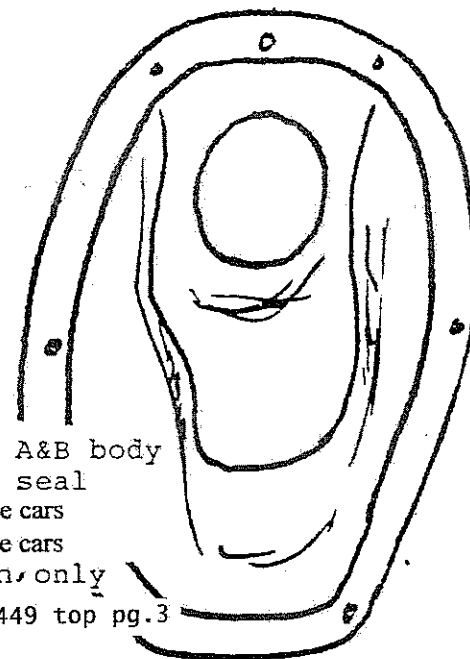
24. Steering shaft insulator

24. A. '55-'57  
B. '58-'64



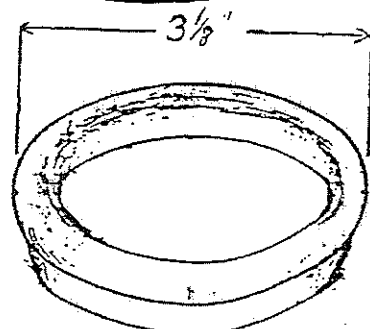
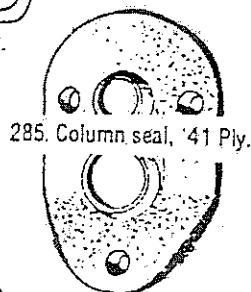

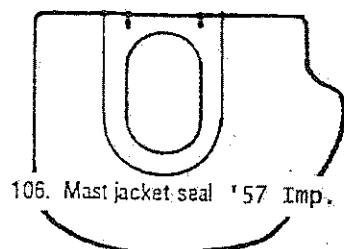
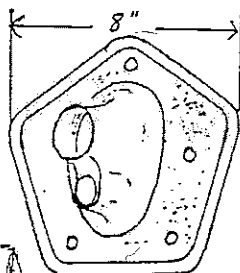
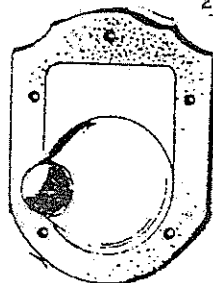
418 '60-'62 Exc A&B body Mast jacket seal  
A. Long wheel base cars  
B. Short wheel base cars

Exch, only  
see #449 top pg.3



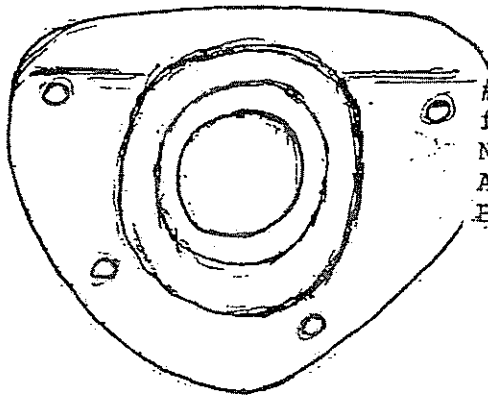
'51-'52 Dodge steering box mounting pad, 2 req'd

273. column seal '39 Chrys



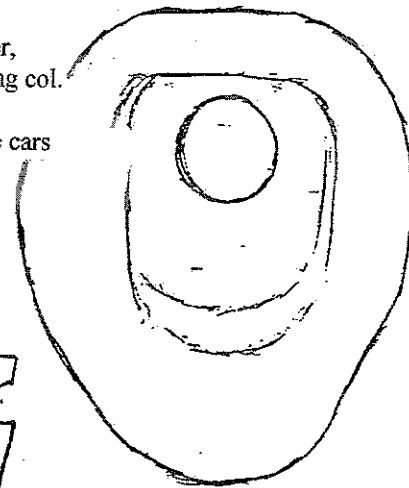
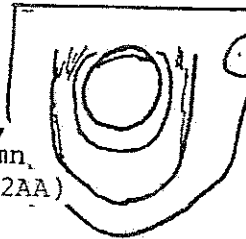


328. Column seal for '56 Ply.  
not pictured-similar to #334



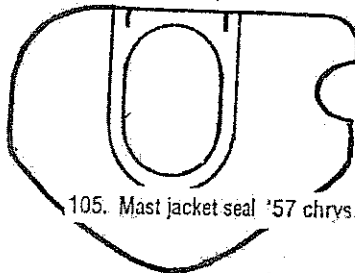
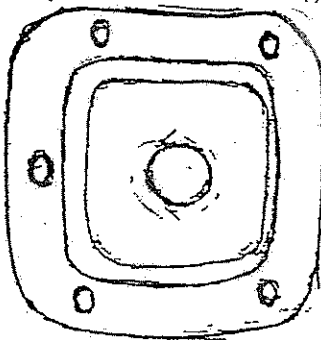
#450 Steering col. to  
floor seal. Exchange.  
Need your original metal  
A. '57 Chrys., Des.  
B. '58-'59 "some"

#333 '58-'59 Dodge,  
Ply. steering column  
seal. (also see #102AA)

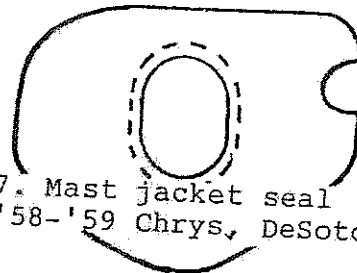


449A. '60-'64 Full size,  
long wheel base Chrysler,  
secondary steering col.  
Seal.  
449B. Short wheel base full size cars  
(see #418)


472A. Manual steering  
B. Power steering  
'57 Dodge, some '57 Plymouth  
steering column seal.  
Need your old core.



105. Mast jacket seal '57 chrys. DeS.



107. Mast jacket seal  
'58-'59 Chrys, DeSoto



#334 '57 Dodge,  
Ply. steering column  
seal



#431 Door sill  
plate screw  
8x $\frac{1}{2}$  truss head,  
chrome




#428 STAINLESS STEEL STUDS  
for convert. top boot snaps.  
#8x1" Phillips head.



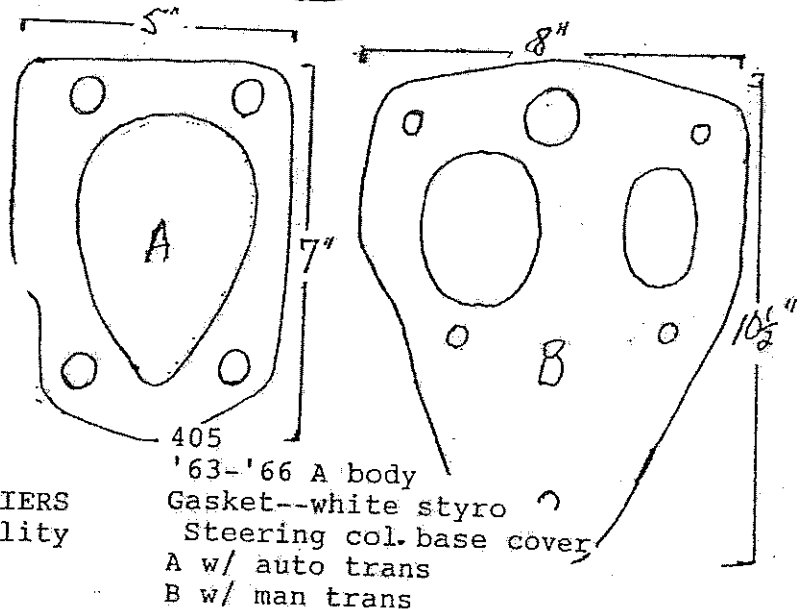
#430 Multi-purpose  
black plastic fastener.  
Replaces metal windlacing  
clips.



426. Hog rings, 500 + pcs.

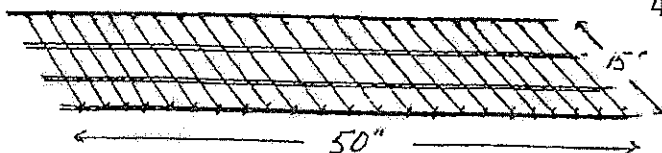


#427 HOG RING PLIERS  
professional quality



405  
'63-'66 A body  
Gasket--white styro  
Steering col. base cover  
A w/ auto trans  
B w/ man trans

425, BURLAP Use over seat springs.



424 SEAT SPRING "LADDER" Helps distri-  
bute weight evenly over springs. Replaces  
old style tempered wire woven through  
burlap. Can be cut for bucket seats.  
Use over a burlap covering and hog ring  
into place.

## FLOOR CARPETS OTHER THAN '55 - '62 300'S

All prices below are for black material. Cost has increased dramatically in the last few years and color choices have decreased. Colors other than black will be 10% higher. Carpets are sewn and edged as original with reproduction heel pads for each year. Send a sample for the closest color match. The '55-'56 Chrysler; '55-'56 DeSoto and '60-'66 Imperial are priced \$170. The '57-'62 Chrysler; '57-'59 Dodge/Plymouth; '65-'68 C-body are priced \$140 for loop pile & \$150 for cut pile. '60-'62 are cut and sewn to replace the original molded carpets. Molded carpets are not available for most of these. Please state make, model, number of doors, and if it has power seats or manual seats.

### Panel Boards

Attached to swivel seat track. Price for '59 all models is \$20.00 - can make the vinyl pieces other than black if you send 2 sq. Ft. of your vinyl.

### Vinyl Skirt

Attached to '57 front seat cushion plastic (black) price is \$16.00 per set.

### Console Inserts

Lined aluminum centers for '60 - '62 letter car consoles. Die cut exact reproductions. polished and anodized. Price is \$300.00 per set

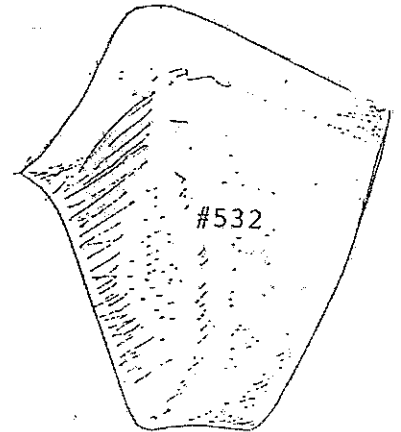
### Windlacing

The original cloth/ nylon type us no longer available. I carry a complete line of cloth - covered windlace which resembles the original. It is available in black, blue, navy, camel, fawn, brown, green, forest, silver, red, rust, maroon, and turquoise. with this comprehensive Color Range, I can match almost any color. Price is \$2.20 per foot. Other colors can be made with fine - knit vinyl, customed died to match your sample.

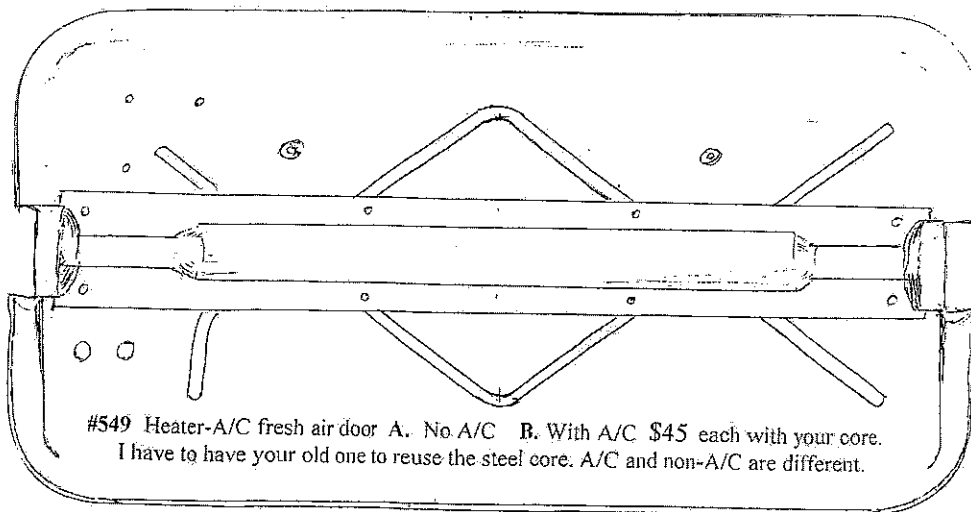
Price is \$3.65 per foot. Snap-on combo type for earlier A&B-bodies are also available in limited colors at \$20.00 per yard.

### CARPET PAD \$6.70/yard

High Quality easy-to-work-with synthetic jute  
 $\frac{1}{2}$ " thick by 36" wide



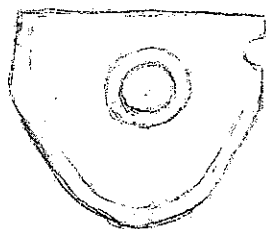
#532 '60-'62 300 cvt. plastic extension for bottom of rear armrest panel. \$70.00set. Flocked black.



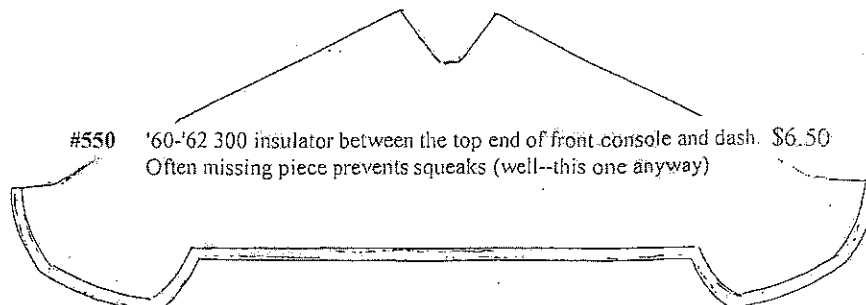
#549 Heater-A/C fresh air door A. No A/C B. With A/C \$45 each with your core. I have to have your old one to reuse the steel core. A/C and non-A/C are different.



#552 '60-'62 center piece for visor pins \$8.00  
A. non-convert.  
B. convert

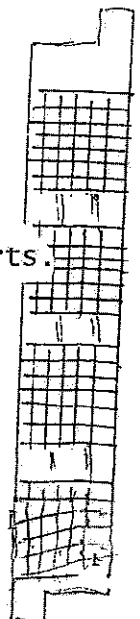


#601 '57-'58 Plymouth manual steering column seal \$12.00



#550 '60-'62 300 insulator between the top end of front console and dash. \$6.50  
Often missing piece prevents squeaks (well--this one anyway)

#539  
'60-'63 300 heel pad rubber inserts. Strip of 4






### 135. Chrome tapping screws

- |                   |          |
|-------------------|----------|
| A. #8 x 1/2"      | #6 head  |
| B. #8 x 3/4"      | #6 head  |
| C. #8 x 1 - 1/8"  | #6 head  |
| D. #8 x 1 - 1/2"  | #6 head  |
| E. #8 x 1 - 3/4"  | #8 head  |
| F. #8 x 1"        | #8 head  |
| G. #8 x 1 - 1/4"  | #8 head  |
| H. #10 x 1/2"     | #10 head |
| I. #10 x 1"       | #10 head |
| J. #10 x 1 - 1/2" | #6 head  |
| K. #8 x 5/8"      | #8 head  |
| L. #8 x 5/8"      | #6 head  |
| M. #8 x 1"        | #8 head  |
| N. #8 x 1"        | #6 head  |

### DIMMER SWITCHES

D-3  
\$9.75



'59-'82


### IGNITION SWITCH

S-2  
\$24.30

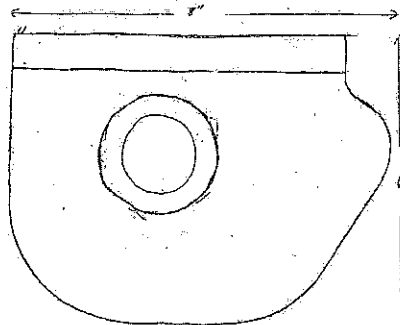


'60-'68 Cars  
'61-'81 Dodge truck

S-3  
\$18.90



Ignition cylinder  
and keys for above



#604 '58-'62 Imp.  
column aux. seal,  
see #603 \$12.00

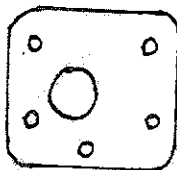


### 136. Lockwash & Nut

- |    |           |
|----|-----------|
| A. | 10-24     |
| B. | 10-32     |
| C. | 1/4 - 20  |
| D. | 5/16 - 18 |

173 300 F,G,H consol to floor s.s


174 300 F,G,H, Console Compartment  
Hinge Screws A. 1/2" B. 3/4" S/S



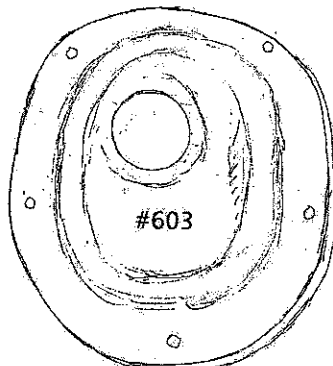
102AA

'57-'59 Dodge and  
Plymouth steering  
column base plate  
gasket

Don't forget to send  
gas and brake pedal,  
column seal cores with  
your order!



#392 '60-'61 Chrys.  
Horn pad (exchange only)  
Black-you paint to match




#603 '60-'62 Imp.  
column sea. Need  
old one for metal  
core. See also  
#604.  
\$29.50

505.



Flat head needle  
int. sheet metal  
nail. 12X1/2"



148 Binding head tapping screw '58 - '59 arm

176 No.4 S/S screw for stripped holes  
Push button plate

175 Courtesy Light switch screw s/s

rest 14 x 2

147 Oval Head Phillips Machine screw

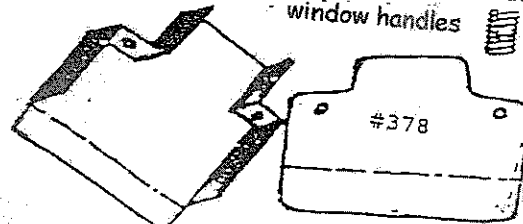
A. 10-24 x 1/2 Glovebox hinge to dash

B. 1/4 - 20 x 3/4 Hemi plug cover and  
conv. top header to side rail

144. Trim Panel Clip

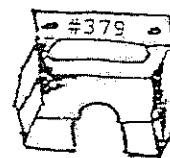
179. Trim panel clip.

155 Special socket head screw for door  
window handles



378. '60-'62 Chrys.  
Pushbutton light  
shields

379. '63-'64 Chrys  
pushbutton light  
shield.



308. Push-on retainer for heater cable  
ends 3/16" stud size



#496

'63-'66 A-body  
Glovebox snubber

299. '57-'59 all H.T. & conv. front seat  
back stop

'63-'66 A&B-body  
Window crank shield

56. Snubbers in pushbutton unit.


'56-'59 torqueflite

57. Powerflite


32. Ash tray snubber '59 & later

77. Vinyl Covered Litter box '60

6. Glovebox snubber '55-'65





#676 '55-'56 300 console lined aluminum inserts. Beautiful reproductions to replace those impossible to fix originals. Rear is done in two pieces due to material limitations. The two pieces butt together at the rear next to the console compartment. The joint will be unnoticeable. \$300/set fr. & rear.



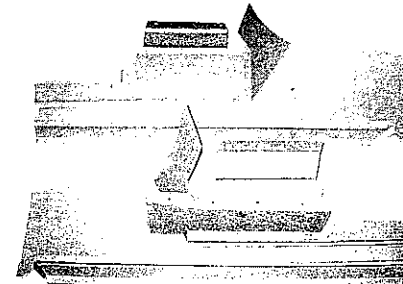
### #677

Set of four rubber floor mats. Nice reproduction of late fifties MoPar floor mats. Work fine from '55 and up. Available in black, seafoam green, red. Beige and brick are now only available for fronts, but rears will be available soon.

Brown is coming soon. Beautiful authentic finishing touch to your restoration. \$195 set of four



#679 '55-'56 Chrys., Des., Imp. steering column seal. Sandwich construction-waterproof board, jute type pad, thin rubber. Just like original. \$20.00

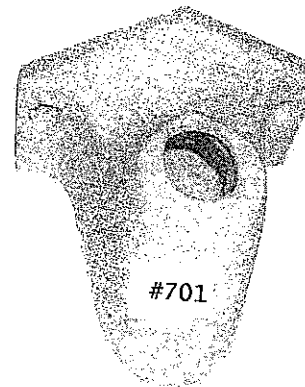
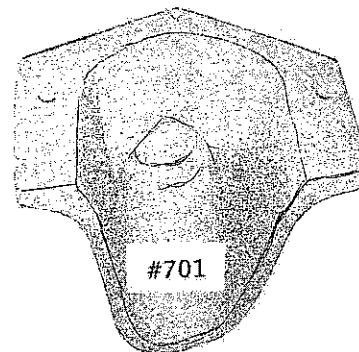


### #699

'59-'64 all full size cars. \$32.00 with A/C

Waterproof board backs for heater, A/C plenum under dash. Install with 1/8" all aluminum pop rivets with backing washers on board side. Originals were usually stapled but trying this is likely to break the fiberglass. Also available for non A/C '57-'64


701 '59 Chrysler, DeSoto hand brake cover. The original covers are extremely hard to find due to their fragile thin plastic construction. I took an original and did some "body work" on it to make it about three times as thick as original, sanded, primed, and sanded before pulling a mold from it. The second picture of the back side shows the added thickness and strength. Molded in very hard urethane. It will require light sanding, priming and painting. All the extra thickness was built up on the outside so there is no clearance problem inside. You will love it and it won't break! New bolts included. \$40



'60 and later park brake release handles molded in very hard (plastic like) urethane



702 Early '60 This piece pushes onto splines on the release arm shaft. Heat the splines to aid in pushing it on without damaging it. \$16



#703 Late '60 & later. The originals are easily broken and due to the roll pin holding them on, they break easily trying to take them off and especially trying to install them. I have made the back side thicker & stronger and also incorporated a machine screw and nut for easy installation (included). You will need to enlarge the hole in the shaft very slightly with a 9/64" drill. The back side turned out a bit rough, but the front visible side is great. \$20.00

NOT PICTURED

705 '57-'59 Chrysler, DeSoto manual trans. main column seal. Must have your old core. \$38

706 '57-'59 Chrysler, DeSoto man. trans. secondary column seal. No core required. \$17



#707 late '60 & later bumper on park brake assembly. takes handle #703



429. **SEAT FOAM FOR BUCKET SEATS** Beautiful reproductions-- cut from the highest quality "instant Rebound" foam on Specially Designed jigs to match original Contours--backed with burlap and edged with cloth where original. Use with new seat spring "ladders" and restore your seating comfort. Prevents stretching your new upholstery out of shape too. A complete set, fronts and rears, for the '60-'62 Chrysler 300 letter cars Cost \$460. For '60-'64 C-body, and '62-'65 A- and B-body, front bucket seats cost \$240 a pair. Incredibly, all these years and body styles used only two basic seat layout designs-- full insert or partial insert (or a combination of the two). See drawings below. Examples: the '60-'62 letter cars all have full insert bottoms and partial insert Backs. Shipping for a full Front and rear set or for one or two sets of fronts is oversize 2.

## Top Boots

These boots are sewn to original patterns with snaps in place, including hidden snaps where applicable. Colors vary widely and I do my best to match your sample with readily available goods. NOS or reproduction vinyl can be used at extra cost. Other boots can be custom made for comparable prices if you send your old boot. '55-'70 Chrysler, '55-'60 DeSoto, '57-'62 Imperial, '57-'60 Plymouth/Dodge, '63-'66 Dart/Valiant, '68-'70 B-body (with correct hooks), '68-'70 C-body. Pricing ranges from \$235 - \$260 standard vinyl, \$280 - \$330 with NOS or reproduction vinyl. Figure a middle price and I'll adjust on the final bill.

## Top Wells

These are sewn to original patterns using readily available Materials closest in color and grain to your sample. NOS or Reproduction vinyl can be used at extra cost. Other wells Can be made at comparable prices if you send your old well. Drains are not included. '55-'70 C-body, '55-'60 DeSoto, '57-'62 Imperial, '57-'60 Plymouth/Dodge, '63-'66 Dart/Valiant. All are priced \$110

## Seat Upholstery Other than 300's

I am now collecting patterns for various popular Chrysler products. I have found extremely close matches in color and grain for many. I now Have patterns for '56-'60 Imperial; '56-'60 Chrysler NY; '57 Desoto FF; '56-'59 Adventurer; '56 Pacesetter convt.; '57-'59 Fury; '59 DeSoto FF & FD; '59 Dodge; '62 Fury; '63-'66 Dart GT '65-'66 Valiant. ('57-'59 Adventurer And Fury reproduction cloth is done, please ask for separate price sheet). Prices given by quote.


### '62 - '65 Upholstery -300s--

'62 Non-letter 300 leather seat upholstery kit, Top grain leather sewn to original patterns with stamps in the front backs exactly like the originals. Any Color. Fronts with center armrest \$1250 rears \$1180.

'64 300K seat upholstery Kit. Top grain Leather sewn to the Original patterns. Fronts \$1285 Rears \$1180 Pearl white add \$70.

'65 300L seat upholstery kit. Top grain leather sewn to original patterns. Black fronts \$1265 Rears \$1200 Other colors add \$75. Console Carpet \$60. Floor Carpet ( must reuse Heel pads) \$150


'55 - '62 LETTER SERIES 300 Ask For Separate Complete Price sheet.



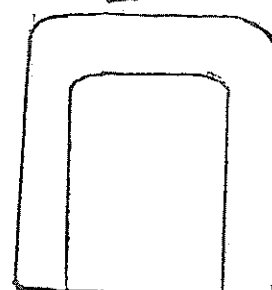
#608 '64 Chrysler manual transmission clutch pedal.

A. Brake - molded onto metal \$16.00  
need your old core

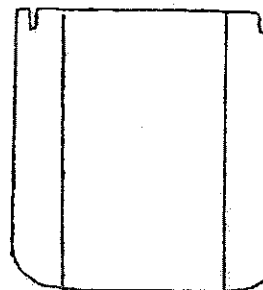
B. Clutch - slip over type \$11.00  
no core needed



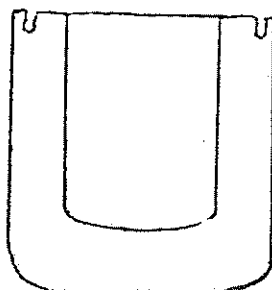
A  
FULL BACK



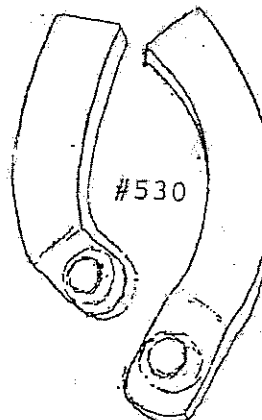
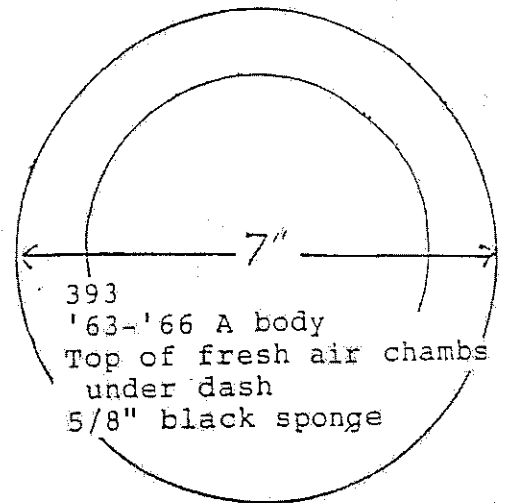
B  
PARTIAL BACK



A  
FULL BOTTOM



B  
PARTIAL BOTTOM



#530 '57-'59 Some front seat back pivot arm cover hard urethane. Neutral color must be painted to match interior. \$90.00 set

# Glove boxes

These custom cut reproductions feature scored folds and stapled construction like the originals. The Greatest care was taken to collect Original boxes to make accurate patterns for the Best possible reproductions.

## IMPERIAL

GB1*	'55-'56	\$50
GB2*	'57-'59	\$63
GB3*	'60-'63	\$63
GB4*	'64-'66	\$47
GB41	'67-'68	\$43
GB10	'70-'71	\$45

## CHRYSLER

GB51	'35 Airstream	\$43
GB30	'37 Airflow	\$45
GB50*	'47	\$43
GB1*	'55-'56	\$50
GB5	'57-'58	\$43
GB6	'59	\$58
GB7A	'60-'61 W/O AC	\$48
GB7B	'60-'61 W/ AC	\$51
GB8A	'62 W/O A/C	\$49
GB8B	'62 W/ AC	\$52
GB9A	'63-'64 W/O AC	\$48
GB9B	'63-'64 W/ AC	\$51
GB55	'65 Chrysler	\$65
(replaces the original molded unit.		
GB42	'67-'68	\$50
Above replaces molded original.		
GB10	'70-'71	\$50

## DODGE

GB39*	'51-'52	\$43
GB47	'54	\$43
GB12	'55-'56	\$43
GB13	'57-'58	\$45
GB34	'57-'58 Truck	\$40
GB14	'59	\$45
GB15A	'60-'61 W/O AC	\$48
GB15B	'60-'61 W/ AC	\$51
GB16*	'61-'62 Lancer	\$50
GB33	'63-'64 Dart	\$40
GB17	'64 B-body	\$40
GB18	'65 B-body	\$48
GB19	'66 Polara	\$48
GB52	'67 Polara	\$48
GB20	'66-'67 B-body	\$48
GB21	'67-'72 A-body	\$43
GB22	'68 B-body	\$43
GB23	'69 B-body	\$41
GB24	'69-'72 Monaco	\$43
GB25	'70-'74 E-body	\$49
GB32	'70 B-body	\$43

\*These are flocked gray as original.

## DESOTO

GB45*	'48	\$47
GB40*	'50	\$45
GB36*	'55-'56	\$45
GB11*	'57-'58	\$47
GB6	'59	\$60
GB15A	'60-'61 W/O AC	\$48
GB15B	'60-'61 W/ AC	\$51

## PLYMOUTH

GB35*	'39	\$50
GB48	'46-'48	\$43
GB44	'49	\$43
GB46	'52	\$43
GB43	'55-'56	\$42
GB26	'57-'58	\$44
GB27	'59	\$46
GB38	'60	\$45
GB28	'60-'62 Valiant	\$45
GB29	'61	\$43
GB53	'62 Plymouth	\$50
GB33	'63-'66 Valiant	\$48
GB49	'65 Fury	\$48
GB31	'67 Fury	\$48
GB21	'67-'72 Valiant	\$42
GB21	'67-'69 B'cuda	\$42
GB22	'68 B-body	\$43
GB37	'68 Fury	\$48
GB23	'69 B-body	\$43
GB54	'69-'71 Fury	\$48
GB32	'70 B-body	\$50

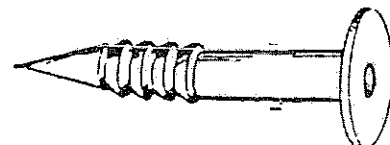
## FIREWALL PADS

FP1	'55-'56 Chrys. Des. Imp.	\$75
FP2	'57-'58 Chrys. Des. Dodge, Ply.	\$95
FP3	'57-'59 Imperial	\$95
FP4	'59 Chrys.Des.Dodge, Ply.	\$95
FP5	'60 Chrys.Des.Dodge, Ply.	\$95
FP6A	'60 Imp. w/ sewn on rubber skirt	\$95
FP6B	'61-'63 Imp. w/o rubber skirt	\$80
FP7	'61 Chrys.Des.Dodge, Ply.	\$80
FP8	'62-'64 Chrysler	\$75
FP9	'55-'56 Ply.Dodge	\$75
FP10A	'63 A-body manual	\$60
FP10B	'63 A-body automatic	\$60
FP11A	'64-'66 A-body manual	\$60
FP11B	'64-'66 A-body automatic	\$60
('64-'66 state 6 cyl or V8)		

These pads are cut out of heavy duty waterproof panel board with a rubber skirt sewn on where original. Padded with 1" fiberglass and ready to install. See #99 retainers in interior section.

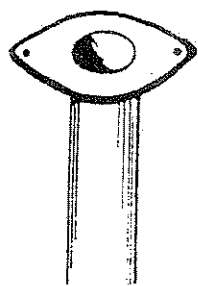
Your car's glovebox or firewall pad not listed? I can work up patterns and make one for comparable prices if you'll send me your old one.

#99 Firewall Pad  
insulation pad  
retainer



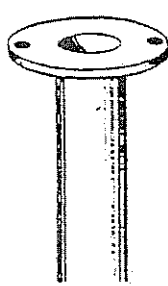
# DOORS

## SIDE GLASS & RELATED PARTS




79 Pow window wire loom tube.

A. '64 B '60 - '63



109. Power window wire loom tube '57-'62 Imperial

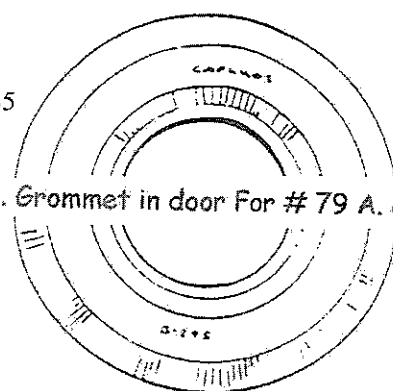


35. Power window wire tube '57 - '59

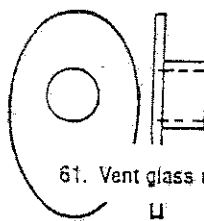
Metal not included



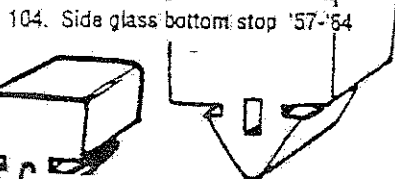
36. Grommet in door hole for #35



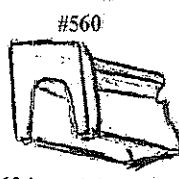
118. Grommet in door For # 79 A. & B.



61. Vent glass upper pivot gaskets '57-'64

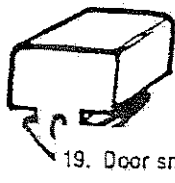

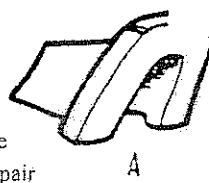


104. Side glass bottom stop '57-'64

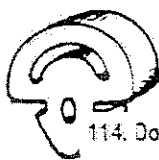


'60 imperial vent frame upper cushion \$7.20/pair

17. Division bar upper cushion A. '57-'59 B. '60-'64



19. Door snubber '60-'64



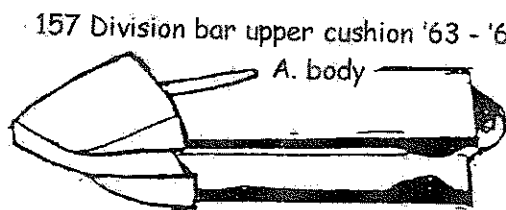
114. Door snubber '65-'68 large cars and later '60-'68 small cars & later



18. Door snubber '60-'64

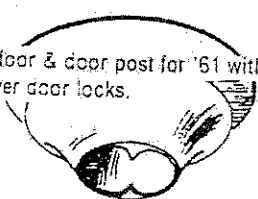


37. Lower door hinge seal '57-'59



157 Division bar upper cushion '63 - '66 A. body

277. Grommet in door & door post for '61 with power door locks.



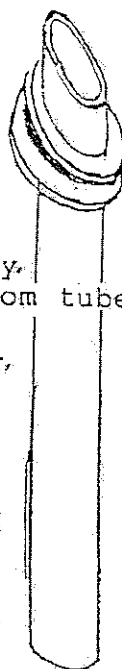
246. '60 & up door lock clip




248. '60 & up door handle ball clip



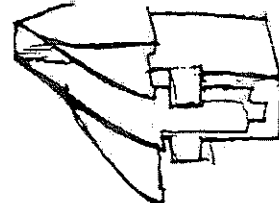
409 '56 Dod, Ply. P/W wire loom tube




387 Clip--wire rtr.




183. '64 Plym. door bumper



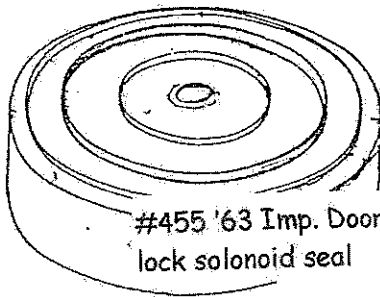
158. Division bar upper cushion '57 - '69 A - body (can mold w/metal insert if you send old ones)



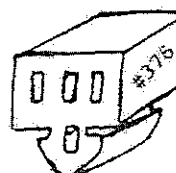
#377 '71 Door bumper most A,B,E Bodies



396 '68-'72 Door lock rod clip




#455 '63 Imp. Door lock solenoid seal



#376 '72-'79 Door bumper most models

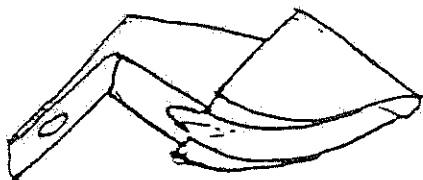
#336 '60-'63 Imp. Fr. doors on 2dr., 4dr. & conv.




#337 '60-'63 Imp. Back doors on 4drs



#349 '65-'66 Chrys. Division bar cushions R&L (exchange only)



143. Nickel Plated Plug for 3/4 hole see #92 on page 11



58. Door handle snubber '56, also '57-'62 on inner arms of handle (some)



Door handle snubber

31 A. '55 Chrysler & DeSoto B. '57-'62 Chrysler & DeSoto (see #58)





Door Jamb Switch

A. '57-'59 \$6.25

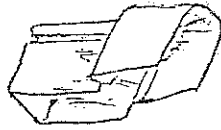
B. '60-'73 \$6.15

391

'50s-'60s

12-24x $\frac{1}{2}$ " Phillips oval  
head screw w/lock wsh  
Attach door latch

403

'63-'66 A body  
Door handle gaskets  
R&L set of 4

#256 '63 Imp.

Division bar  
upper cushion

384

'69-'70 Clip--door lock  
rod end

WINDOW REGULATOR FASTENER



159



DIE CUT!

347

'63-'65  
A,B&C-body  
Door lock  
gasket'64 Dodge door  
hinge pin seal.  
Probably fits others.

329

#423 '66up die-cut nylon  
gasket, (see #134 under trunk)  
Exc. Dodge 880/ Imperial#514 Rear of rear door  
'57-'59 Imperial 4 dr. sedan#512. Front of rear door  
'57-'59 Imperial 4 dr. sedan#456 '55-'56 Dodge, Ply.  
HT & conv. vent frame to  
door seal  
(R & L required)

112. Molded w/strip at vent

112

'57-'66 Imp.

39. Molded weather strip at vent '60-'64 Full  
size carssee also #446, #447  
bottom of pg. 10#513 Rear of front door  
'57-'59 Imperial 4 dr.  
sedan

38.

#38 Molded w/s at vent  
'58-'59 exc. Imperial

38

#511 '57-'63 Imp.  
2drHT & convert.  
door w/s end  
(4drHT?)#515 '60 Imp. convert.  
(H.T.?) small sponge  
fillers on door jamb by  
 $\frac{1}{4}$  window.

#683 '57-'63 Imperial 2 dr  
hardtops & converts. Quarter  
window seal ends for W33  
extrusion. R & L. \$18.00set

'60-'63 Imperial (and probably earlier) 4 door  
molded door weatherstrip ends.

#680 '55-'56 Chrys., Des.  
Imperial HT. wide molded  
door weatherstrip extension  
on the vent frame. R & L.  
\$18.00set

684 \$24 /R & L pair

685 \$16 /R & L pair

#614 '55-'56 (maybe earlier years) vent  
window seal on division bar. 17"  
long extrusion. \$12.00 pair

#625 '57-'59 except Imperial  
door stop-strap snubber  
\$3.00 each

#610 '62 Plymouth gap fillers  
R&L \$29.00 set  
Need old ones for metal core.

**#123**  
Door snubber  
'78-'79  
possibly '72-'78  
pick-up \$3.00

#646  
'63-'66 Dart, Valiant  
2 door HT & convertible  
upper rear of door opening  
filler. Need your old ones  
for steel cores. R+L pair.  
\$30.00 pair

#696  
'64-'66 Imperial 4 door HT  
gap filler. Need your old  
ones for steel cores. R+L pair.  
\$22.00 pair

#612 '57-'59 except Imperial 4 door HT  
rear door weatherstrip. Molded  
transition piece, R&L \$16.00  
Need old ones for metal cores.

#611 '57-'59 except Imperial, 4 door HT  
rear door weatherstrip end. R&L  
\$29.00 set Need old ones for metal core.

#446 '65-'66 Imp. Seal  
below corner of w/shield  
R & L

#447 '60-'64 Imp. Seal  
below corner of w/shield  
R & L

#607 '60-'64 station wagon tailgate  
upper corner seal (on body)  
right & left (left pictured) \$20.00 set

#489

'55-'56 Chrys., Des.  
Imp. All fr. dr.  
auxiliary w/strip

117

117. Door post/quarter window gap filler '63,  
'64 Chrys. Exchange

127

127. Door post/quarter window gap filler  
'60-'62 Exchange

128. Door/window gap filler '60-'62 Chrysler,  
DeSoto Large Dodge Exchange (128)

#487

R & L

Auxiliary dr.  
w/strip  
'57-'63 Imp.  
all fr. dr.

317

'60-'62 Chrys, DeSoto  
4dHT. Gap filler at  
rear of front door  
A. Left  
B. Right (pictured)  
EXCHANGE

316

'60-'62 Chrys, DeSoto  
4dHT. Gap filler at  
front of back door.  
A. Left (pictured)  
B. Right EXCHANGE

'60-'62 Chrys, DeSoto  
4dHT. Gap filler at  
rear of back door.  
A. Left (pictured)  
B. Right

EXCHANGE

312

'55-'56 Door weather-  
strip ends. R&L

318

#484

R & L

'57-'59 all 2dr.  
& conv. exc. Imp.  
door w/strip end  
latch side

116. Door/window gap filler '63, '64 Chrys.  
Exchange only

116

370 '68-'70 B-Body  
door lock pillar seals,  
molded with steel cores.  
R & L

359 '57-'59 Imp.  
convt. Door w-strip  
end at top of vent  
frame. R & L

369 '68-'70 B-Body door  
jamb seal. Molded w/ steel  
cores.


#441 '64-'66 Imp.  
Quarter gap filler  
R & L (L pictured)  
Exchange

#442 '64-'66 Imp. gap  
filler R & L (L picture)  
Exchange

441 & 442 are for  
2 dr. hardtop & convt.



#448 '64-'66 Imp. Outside door handle gasket



412  
'56 Dod, Ply, 2d HT, Cvt.  
Door weatherstrip end, R&L



#509 Stainless steel screws for upper vent window pivot '57-'64 .35 each


#562  
'57-'58 Dodge truck molded section of door weatherstrip \$14.00/set

92. Body plug door '57-'59 3/4" hole

See #143 Page 8

48. Body plug, doors for 1 1/4" hole

#559 '57 and up Imperial door hinge seal \$1.70



#454 '55 Dodge power window wireloom tube

#### DOOR WEATHERSTRIP

W21	'50s All lower door flange	\$1.70ft
W2	'55-'56 All front dr frame	\$1.45ft
W14	'55-'64 except '57 & up Imp. & A + B Bodies	\$2.05ft
W20	'65-'73 Including sedans	\$2.10ft
W20	'57 & up Imperial	\$2.10ft
W101	'68-'71 B-body w/clp&ends	\$115set
W102	'70-'74 E-body w/clp&ends	\$115set
W11	'50-'70 General purpose (flatter profile than W20)	\$2.15ft
W1	Early A & B-bodies. Also see snap-on type in colors on Pg.5 windlacing.	

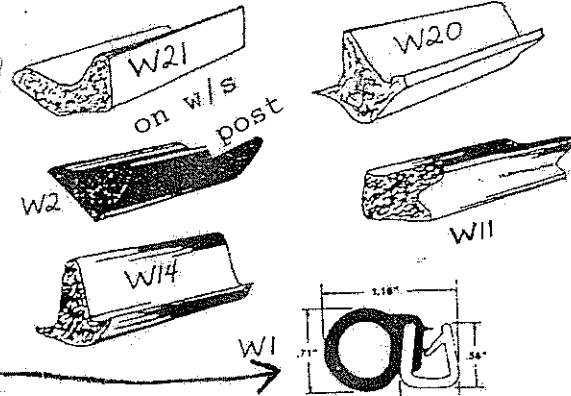
Chrysler style windlace-weatherstrip combo is no longer available, either original or cloth reproduction. I still have some colors in cloth which resembles a soft close-weave canvas. I need a color sample for best match.

Price is \$15.00 yard.

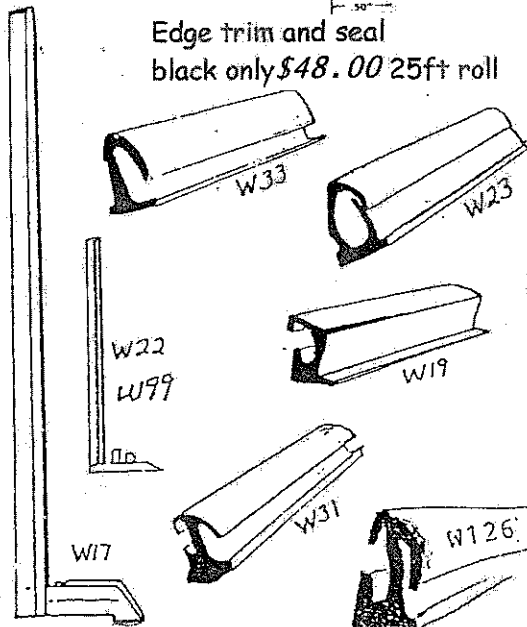
(See W1 on this page for drawing)

#### QUARTER WINDOW WEATHERSTRIP

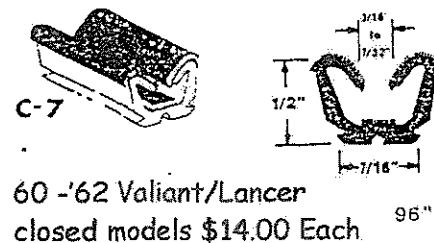
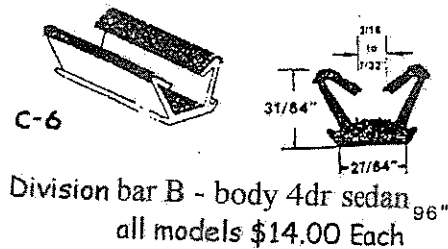
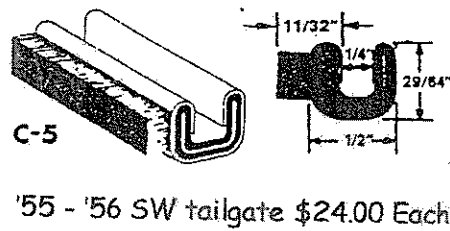
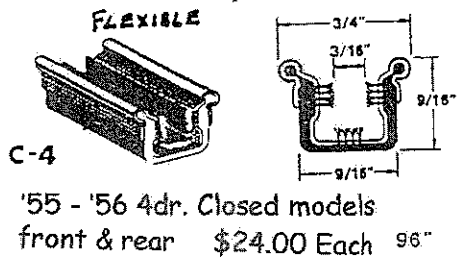
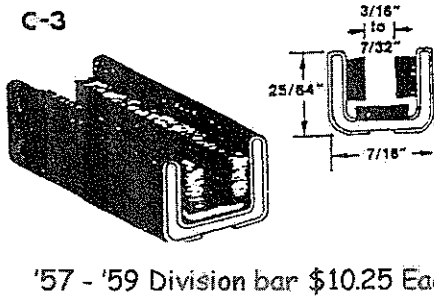
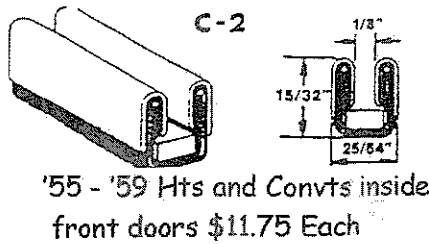
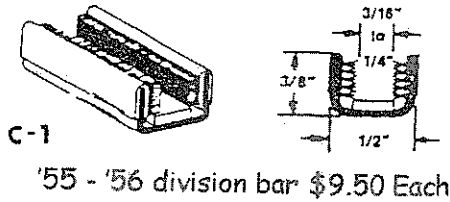
W99	'53-'54	\$35pr
W22	'55-'56	\$35pr
W22F	(flocked)	\$45pr
W17	'57-'59 Except Imperial	\$35pr
W17F	(Flocked)	\$45pr
W33	'57&up Imperial w/o ends	\$24pr
W19	'60-'62 C-body	\$24pr
W31	'65&up C-body	\$24pr
W23F	'63-'66 A-body flocked	\$45pr
W126	'62-'66 B-body flocked	\$45pr
	'63-'64 C-body flocked	\$45pr
	'64-'66 Imperial	\$45pr



Edge trim and seal black only \$48.00 25ft roll



## GLASS RUN CHANNELS



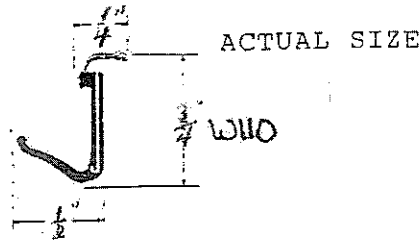
## FLEXIBLE FLOCKED CHANNEL LINING

C-9 '65 channel and division bar  
FR-dr, rr-dr. Qtr-window  
96" \$18.00

C-9 '66 - '67 Rear-door. Channel  
complete 96" \$18.00

C-10 '60 cars replacement - sedans  
96" \$18.00


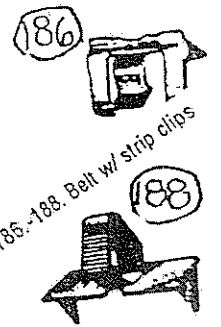
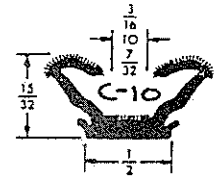
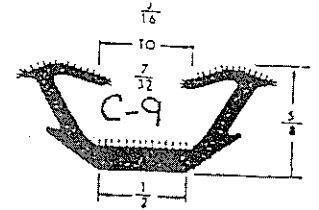
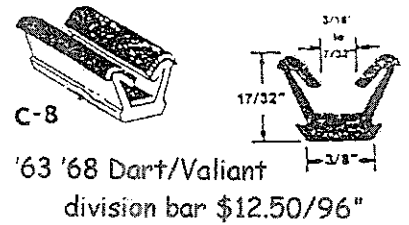
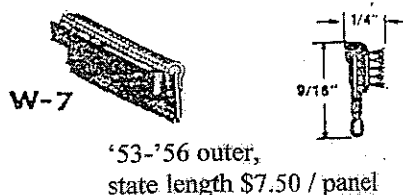
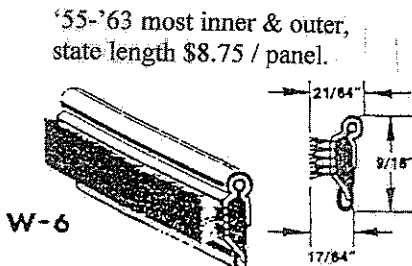

W110 '64 up Only available inner  
belt weatherstrip with  
stainless top edge  
72" \$19.25



W120 '57-'59 rear side  
glass setting rubber  
\$16.00 each


W121 Late '55 - '56, '57-'59  
all door glass bottom  
Channel rubber \$10.25 Each

W122 Early '55 door glass  
bottom channel Rubber  
\$11.25 Each



MOHAIR CHANNEL LINER is a black mohair lining material with rubberized backing. Apply adhesive to back of liner and bond to badly worn division bars and channels.

'65-'66 Dart ht & conv. Also B-body. Auxillary door seal on vent frame. Slightly different than '63-'64, but will fit & work. \$5.50 Each W109



# '57-'59 STATION WAGON AND 4 DOOR SEDAN PARTS

NOTE: Due to the extremely limited market for station wagon rubber, the tailgate and door weatherstrips are made up from a combination of several different sponge extrusions super-glued together. W133 and W134 were specifically made for station wagons. My '59 DeSoto wagon with aluminum window frames was the source of samples for the molded parts.

Some weatherstrip items listed have been simplified to work

better. I'll refund the difference--They're cheaper!

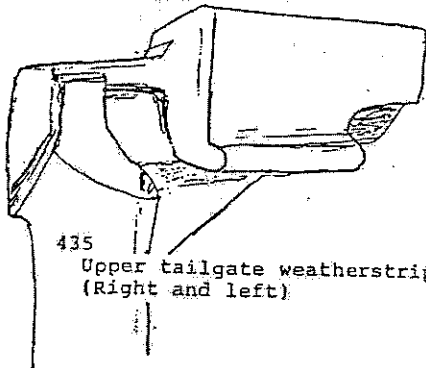
Tailgate inner belt weatherstrip. (4ft pc.) \$7.85ea.  
 Front door division bar. (C3) \$10.25ea.  
 Front door glass top and rear channel. (C11A-60"pc) \$14.75ea.  
 Rear door glass channel. (C11B-96"pc) \$22.75ea.  
 Tailgate glass upper channel-in body. (C12K-1x60"pc; 2x15"pcs) \$23.00  
 Tailgate glass lower channel-in tailgate. (C13K-2x18"pcs)  
 Tailgate glass bottom frame setting tape. ES15116 \$12.30  
 (Can also be used to set top and sides stainless frame.)

W115K


Front door weatherstrip kit. (Does not include molded parts--see #436, #437) (Right and left) \$35.00ea

W116K

Rear door weatherstrip kit. (Does not include molded parts--see #438) (Right and left) \$35.00ea



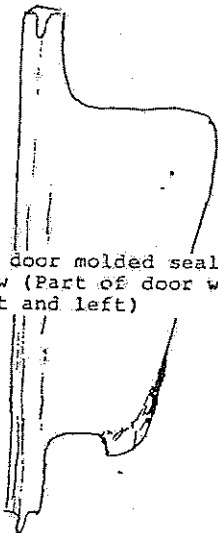
435 Upper tailgate weatherstrip end (Right and left)



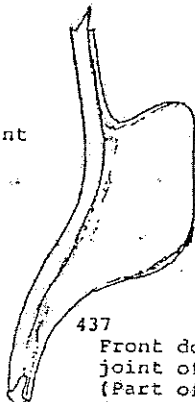
434 Bumper on inside tailgate handle



438 Rear door molded seal at rear joint of window frame and door (Right and left)



436 Front door molded seal at vent window (Part of door w/s) (Right and left)

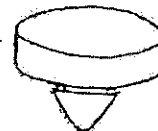


437 Front door molded seal at rear joint of window frame and door (Part of door w/s) (Right and left)

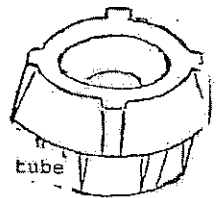
439 Front door bumper



432 Tailgate-to-body bumper 2 req'd



433 Tailgate power window wire loom tube 2 req'd--body and tailgate



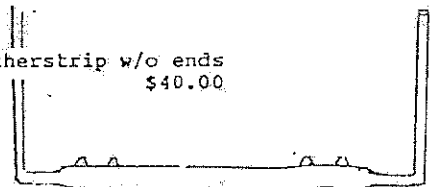
#W133 Tailgate window Outer belt w/strip \$18.00ea



#W134 Rear side glass setting rubber \$26.00ea



W114K Tailgate weatherstrip w/o ends (See #435) \$40.00



## '63-'66 A-BODY STATION WAGON

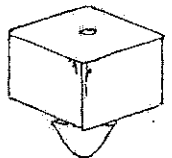


W52B. Chrome plastic lockstrip used with W130. Enough for one side. \$18.00



W130 \$65 '63-'66 A-body SW. Rear side glass seal--enough for one side.

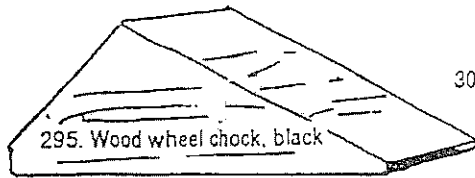
W132 \$23 '63-'66 A-body SWgn Tailgate window outer belt w/s (Extra flat rubber strip included for window to metal gasket)



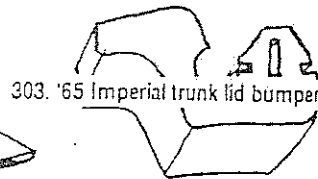
#520 '63-'66 A-body SW tailgate bumper



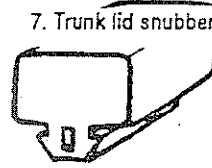
# TRUNK



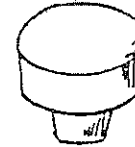
295. Wood wheel chock, black




303. '65 Imperial trunk lid bumper



7. Trunk lid snubber '62



280. Trunk snubber, '55 Dodge

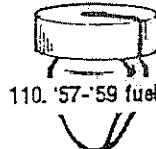
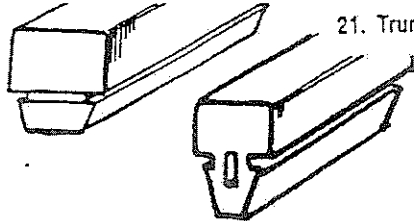


26. Trunk lid snubber '65

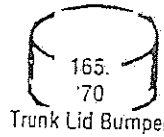
64. Trunk lid snubber '63 Imp.

53. Trunk light wire grommet '55-'59

21. Trunk lid snubber '60-'61

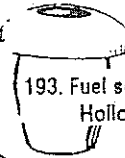


110. '57-'59 fuel gauge wire grommet




165. '70 Trunk Lid Bumper

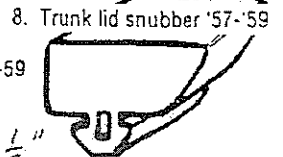
207. '60 & later fuel sender wire grom.




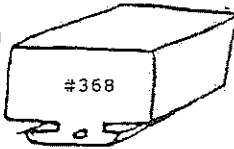
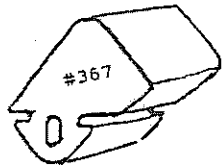
193. Fuel sender wire grommet '57-'59  
Hollow. see #110 for solid



304. '57-'58 Imperial trunk lid bumper

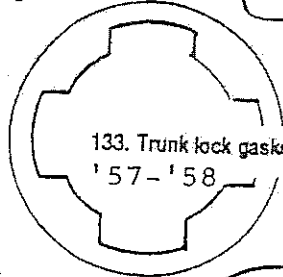


8. Trunk lid snubber '57-'59




#367/#368 '61 Imp. trunk lid bumpers. (also see #64)

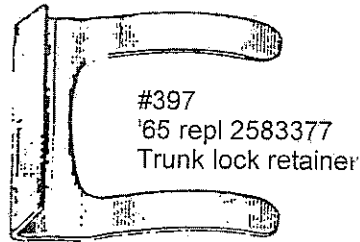
#373 '63 Belvedere '64 Polara, trunk




133. Trunk lock gasket '57-'58



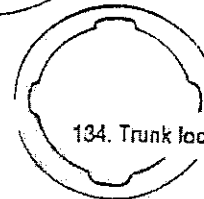
406 '63-'66 A body Trunk body plug  
Rectangular--2 per trunk



#397 '65 repl 2583377 Trunk lock retainer



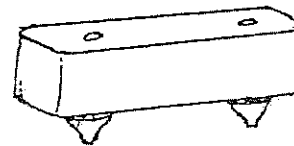
#371 '66-'74 B-Body Trunk lid bumper.



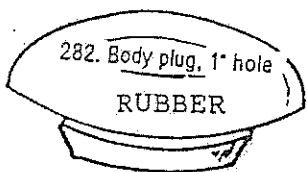
134. Trunk lock gasket '59-'64



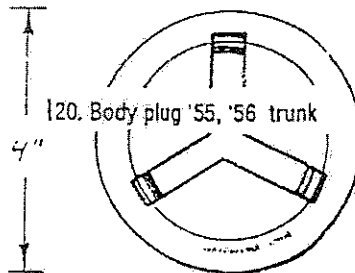
346 '55-'56 Trunk lock gasket



#445 '67 Imp. trunk snubber



282. Body plug, 1" hole RUBBER



120. Body plug '55, '56 trunk


W106

Rubber edging (actual size)




Goes around edge of metal spare tire cover '57-'62. Many general uses see #W107 \$1.70/ft



'56-'57 Chrys., Des. trunk snubber (see #8 for some '57)



#457 '63-'66 A-Body trunk lid snubber



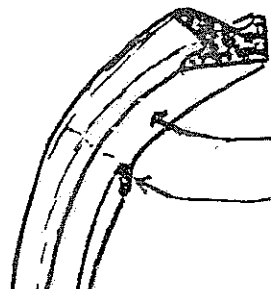
W10

## TRUNK WEATHERSTRIP

W8	'55-'56 All makes	\$46
W9	'57-'59 All makes	\$48
W10	'60-'63 Imperial	\$48
	'60-'62 All except A & B body	

(W10- Chrysler changed from a solid sponge seal to a hollow one in '62. After years of failures in getting a solid sponge seal that would consistantly work, I've switched entirely to this hollow seal. It works great on all '60-'62.)

MORE ON NEXT PAGE



## TRUNK WEATHERSTRIP

See bottom of previous page for '55-'62 listings.

### TRUNK SEALS

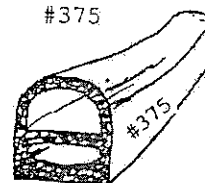
One piece seals with two different profiles as original  
\$34 Each

TS1	'63-'66 Dart, Valiant
TS2	'63-'65 Dodge, Plymouth B-body
TS3	'63-'64 Chrysler
TS4	'64-'66 Imperial
TS5	'65-'66 Chrysler, Dodge, Plymouth C-body
TS6	'66-'67 Dodge, Plymouth B-body
TS7	'66-'67 Dodge Charger
TS18	'66 Barracuda
TS8	'67-'69 Barracuda Fastback

TS15	'67-'68 Chrysler, Plymouth, Dodge C-body
TS10	'67-'68 Imperial
TS9	'67-'70 Dart, Valiant
TS12	'68-'70 Plymouth B-body
TS11	'68-'70 Dodge B-body
TS13	'68-'70 Charger
TS14	'69-'70 Chrysler, Plymouth, Dodge C-body
TS16	'69-'70 Imperial
TS17	'70 E-body

#375 Early '70 trunk seal  
A & B-body, Sponge seal  
made like original. Compare yours to illustration.

#375



### TRUNK CARPETS

Cut, sewn and edged as original. Notches for some latches. Braces, spare tire hold down, and jack hold down not cut out. For '55-'61 carpets are gray cut pile custom manufactured to match original. This is not original texture for '55-'56. To my knowledge no one has ever found any original material. For '61-'62 Chrysler, carpets are black cut pile. Custom designed to replace original rubber mat. For '63-'64 Chrysler, & '64 Imperial, carpets are synthetic felt-like material that resembles original. For '65-up Chrysler, carpets are black loop pile.

### IMPERIAL

TC1	'55	\$120
TC2	'56	\$120
TC12	'57-'59	\$95
TC13	'60-'61	\$105
TC14	'62	\$90
TC15	'63 Gray	\$110
TC25	'63 Gray/black	\$125
Loop like original		
TC16	'64	\$90
TC17	'65-'66 w/pad	\$110
TC27	'67-'68 w/pad	\$107
TC22	'73 w/pad	\$110

### CHRYSLER/DESOTO

TC1	'55	\$120
TC2	'56	\$120
TC3	'57-'59	\$90
TC4	'60-'61 Gray	\$90
TC5	'61 Black	\$87
TC6	'62 Black	\$87
TC7	'63-'64	\$90
TC8	'63-'64 convt.	\$87
TC9	'65	\$95
TC29	'66	\$90
TC10	'67-'68	\$90
TC11	'69-'72 (includes pad)	\$110

### DODGE

TC19	'55	\$90
TC30	'56	\$90
TC20	'57-'59 Gray	\$90
TC18	'57-'59 Black	\$87
TC4	'60-'61 Gray	\$90
TC32	'60-'61 Black	\$87

### PLYMOUTH

TC34	'55-'56 Black loop pile	\$90
TC33	'55-'56 Gray cut pile	\$90
TC20	'57-'59 Gray	\$90
TC18	'57-'59 Black	\$87
TC4	'60-'61 Gray	\$90
TC32	'60-'61 Black	\$87

### SPARE TIRE COVERS TO MATCH TRUNK CARPETS

TC27	'55-'56	\$55
TC28	'57 and up (gray or blk)	\$58
TC31	'63 Imp. (gray/blk loop)	\$68

## TRUNK PANELS

*Custom cut from original patterns, scored and edged as original, ready to install. Set includes right and left side quarter, panels wrapped around trunk hinge and wheelwell area, panel behind rear seat, and panels under rear lip where original. Generally Chrysler panels are gray until '61, then black; Imperial panels are gray until '63, then black. Dodge and Plymouth panels are all gray. Exceptions to these colors are '61 Chrysler which could have either black or gray and '57 Dodge which could also have tan. This may also be true for '57 Plymouth, but I'm not sure.*

*PLEASE NOTE: Shipping size on almost all trunk panels sets is oversize II. It is much more cost effective to ship all large items in the same box such as firewall pads, rear decks, carpets, etc. Also see trunk carpets on previous page and jack instruction sheets on page 19.*

### CHRYSLER/DESOTO

TP1	'55	\$97
TP2	'55 Conv.	\$87
TP3	'56	\$97
TP4	'56 Conv.	\$87
TP5	'57-'59	\$97
TP6	'57-'59 Conv.	\$87
TP7	'60	\$95
TP8	'60 Conv.	\$95
TP9	'61 blk or gray	\$95
TP10	'61 cvt. blk/gr.	\$95
TP11	'62	\$95
TP12	'62 Conv.	\$95
('60-'62 300 letter car series HT are \$8 less-no divider board)		
TP13	'63-'64	\$97
TP14	'63 Conv.	\$97
TP15	'64 Conv.	\$97
TP16	'65	\$97
TP24	'66	\$97
TP17	'65-'66 Conv.	\$95
TP18	'67-'68	\$93
TP19	'69-'72	\$105

### IMPERIAL

TP20	'55 4 dr.	\$97
TP60	'55 2 dr.	\$97
TP3	'56 4 dr.	\$97
TP61	'56 2 dr.	\$97
TP21	'57-'59	\$97
TP22	'57-'59 Conv.	\$97
TP23	'60-'61	\$95
TP60	'60-'61 Conv	\$95
TP25	'62	\$102
TP44	'62 Conv.	\$102
TP26	'63	\$97
TP45	'63 Conv.	\$97
TP27	'64-'66	\$100
TP28	'64-'66 Conv.	\$95
TP29	'67-'68	\$105
TP59	'67-'68 Conv.	\$105
TP43	'69-'72	\$105
TP57	'73	\$105
'67-'73 Panels include right side masonite panel.		

### DODGE

### PLYMOUTH

TP62	'55	\$95
TP63	'55 Conv.	\$86
TP30	'56	\$95
TP46	'56 Conv.	\$86
TP31	'57-'58	\$97
TP32	'57-'58 Conv.	\$87
TP33	'59	\$91
TP34	'59 Conv.	\$83
TP58	'60	\$91
TP55	'60 Conv.	\$86
TP35	'61	\$91
TP53A	'62	\$87
TP54	'62 Conv.	\$82
*TP56	'63-'65 B-body	\$52

TP50	'55	\$97
TP64	'55 Conv.	\$89
TP47	'56	\$97
TP65	'56 Conv.	\$89
(All '55 & '56 are speckled gray)		
TP37	'57-'58 gray	\$97
TP38	'57-'58 Conv.	\$89
TP39	'59	\$92
TP40	'59 Conv.	\$85
TP41	'60	\$91
TP49	'60 Conv.	\$87
TP53B	'62 B-body	\$87
TP42	'63 Dodge B-body	\$87
TP11	'63-'64 880	\$95
*TP56	'64-'65 B-body	\$52

\*Masonite filler piece from quarter panel to trunk floor-state year-there are differences.

**I can no longer be sure to supply snap in buttons with trunk panel sets. They are now obsolete! Save your Originals!**

# JACK INSTRUCTION SHEETS

Each one has been painstakingly recreated from the original. They are all printed accurately and clearly on the correct paper for each particular car. Complete your restoration with these high quality reproductions. I have recently finished many '55-'59 sheets. Be aware that during these years there were only DeSoto sheets. I have never seen, or met anyone who has seen, any other than DeSoto. Over 20 years ago I changed DeSoto sheets to make '57-'59 Chrysler sheets. Now I have completed the collection. Anyone else selling these sheets without buying them from me simply stole my artwork. Not original, but sure looks good ! ALL \$5.00 Each

J44 '55 DeSoto	J2 '58 Chrysler	J19 '62 Dodge
J26 '55 Chrysler	J11 '58 DeSoto	J53 '62 Imperial
J31 '55 Plymouth	J3 '59 Chrysler	J55 '62 Plymouth
J32 '55 Dodge	J17 '59 Imperial	J54 '63 Imperial
J34 '56 Imperial	J20 '59 Plymouth	J7 '63-'64 Chrysler
J35 '56 Plymouth	J43 '59 Dodge	J23 '63-'64 Dodge/Plymouth
J36 '56 Dodge	J12 '59 DeSoto	J21 '63-'64 Valiant
J13 '56 Chrysler	J4 '60 Chrysler/ DeSoto	J22 '64 Imperial
J14 '56 DeSoto	J56 '60 Chrysler Sta. Wag.	J24 '64 Valiant
J37 '57 Imperial	J16 '60 Dodge	J8 '65 Chrysler/Dodge C-body
J38 '57 Plymouth	J18 '60 Imperial	J58 '65 Plymouth C-body
J39 '57 Dodge	J68 '60 Plymouth	J27 '65 B-body
J1 '57 Chrysler	J59 '61 Chrysler Station Wagon	J25 '65-'66 Dart
J10 '57 DeSoto	J5 '61 Chrysler/DeSoto	J30 '65-'66 Imperial w/o chart
J40 '58 Imperial	J15 '61 Plymouth	J30b '66 Imperial w/ tire psi. & load chart
J41 '58 Plymouth	J52 '61 Imperial	J29 '66 Chrysler/Dodge
J42 '58 Dodge	J6 '62 Chrysler	J50 '66 A-body
		J9 Sure Grip Instructions

## UNDER HOOD

### HOOD PADS

HP38 '55, '56 Chrys., Des. \$20		
HP1 '57-'59 Chrysler/DeSoto \$20	HP9 '63-'64 Chrysler \$25	HP19 '66 Chrysler/Dodge, \$25
HP6 '57-'58 Imperial \$20	HP10 '63-'64 Dart \$25	C-body
HP2 '57-'58 Dodge \$20	HP11 '63 Plymouth \$25	HP33 '66 Dodge B-body \$25
HP38 '59 Dodge \$22	HP12 '64 Dodge Polara \$25	HP20 '66 Dart \$25
HP3 '57-'59 Plymouth \$20	HP13 '64 Plymouth B-body \$25	HP21 '66 Valiant \$25
HP4 '60 Chrysler/DeSoto \$20	HP13 '65 Plymouth B-body \$25	HP22 '67-'68 Chrysler \$25
HP5 '60 Imperial \$20	HP14 '64-'65 Imperial \$25	HP29 '67-'68 Imperial \$25
HP30 '60 Dodge \$20	HP15 '64-'65 Valiant \$25	HP32 '67-'69 Dart \$25
HP18 '60 Plymouth \$20	HP16 '65 Chrysler/Dodge \$25	HP36 '68 Dodge B-body \$25
HP31 '60-'62 Lancer \$20	C-body \$25	HP23 '69-'72 Chrysler \$25
HP8 '61-'62 Chrysler / DeS. \$25	HP35 '65 Dodge B-body \$25	HP24 '69-'72 Imperial \$25
HP37 '61 Plymouth \$25	HP17 '65 Dart \$25	HP25 '73-'75 Imperial \$25
HP7 '61-'63 Imperial \$25	HP18 '65 Plymouth C-body \$25	HP26 '74 Dart/Valiant \$25
	HP18 '66 Plymouth C-body \$25	HP27 '75 Chrysler \$25
		HP28 '75-'79 Cordoba \$25

These pads are all cut out of 1/2" fiberglass with a scuff resistant coating on the outside. Holes punched where original for clips. Others without clip holes were glued on with contact cement. SEE NEXT PAGE FOR CLIPS.

192. '60 Chrys. trunk drain tubes  
A. Rear edge of trunk opening  
B. Center of lid to rear edge

55. Parking brake cable insulator '55-'59

78. Tubing & wire ties, nylon

93. Blower motor cooling tube '57, '58

194  
Battery tray drain tube

A. '55-'59

B. '60-'64

(B looks like 192)

34

'56-'59 Battery tray  
A. Large  
B. Small

278

'59-'64 All makes  
A/C case drain tube

241. P/S pump-gen. drive '56 & older

124. Blower motor housing seal '57, '58

131. Heater control valve seal

'55-'56

130. Heater control valve seal '57, '58

245. Heater core outlet seal

24. Steering shaft insulator

A. '55-'57  
B. '58-'64

119. '57 300 C air cleaner brackets

247. Heater core outlet seal '57, '58

#101 Wire type hose clamps

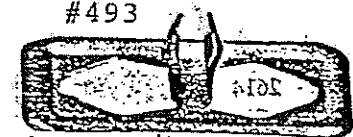
A. 392 bypass hose 1" I.D.  
B. Gas hose 5/16" I.D.  
C. Brake booster hose 15/32 I.D.  
D. Heater hose 5/8" I.D.  
E. P/S return hose 5/8" I.D.  
F. 1 1/2" I.D. Upper radiator  
G. 1 3/4" I.D. Lower radiator  
H. 2" I.D. Lower radiator  
I. early 318 C.I. bypass hose  
J. For 3/8 I.D. booster hose

255. '60 & up "floating" P/S pump bumper

243. 1/8" x 1/8" tube connector

242. 1/8" x 1/8" x 3/10" plastic tee

#493



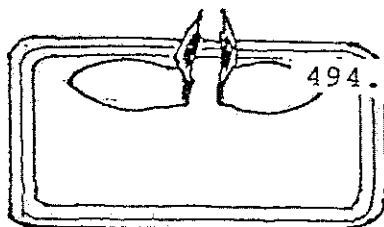
'63 & newer hood  
pad clip. Black  
finish.

415  
'60-'66 A body, 6 cyl  
Accel rod insulator, grn

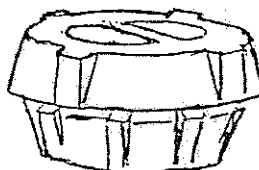
290. Black plastic hood pad fastener  
General purpose replacement

#338 Fan shroud snubber  
'56 Chrys., Desoto

142. A...1/4-20 B...5/16-18



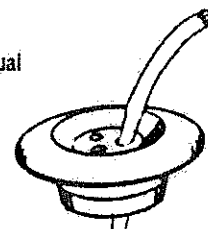
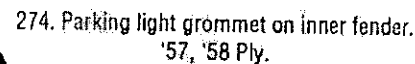

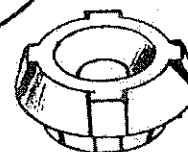
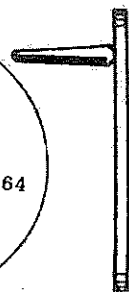
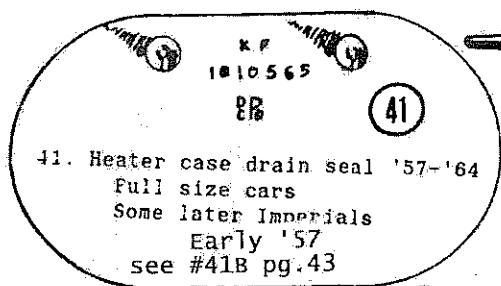
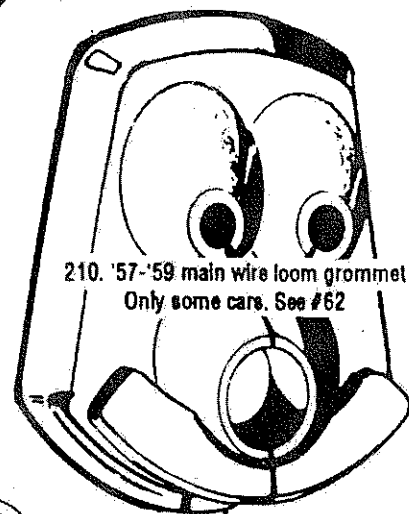
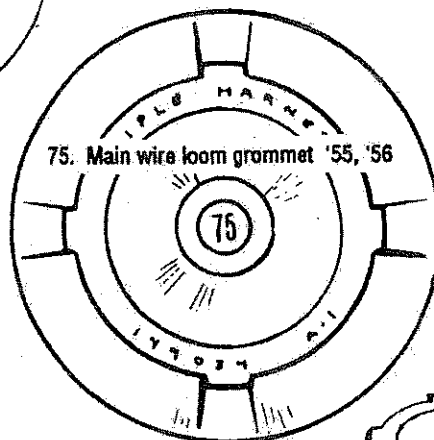
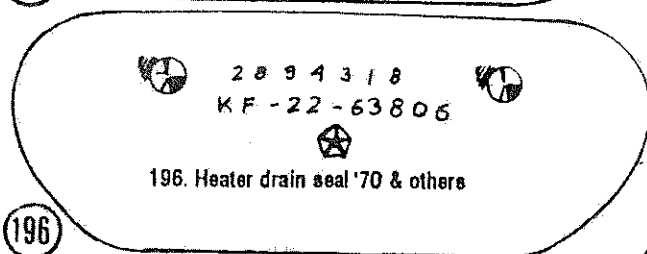
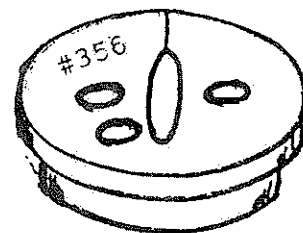
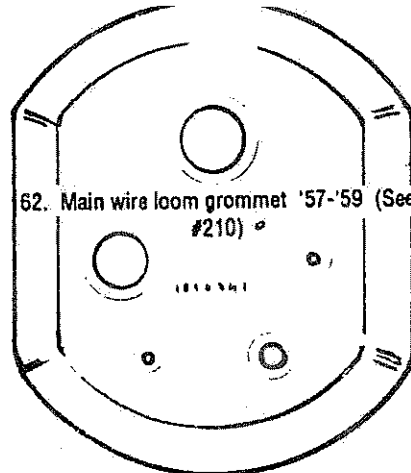
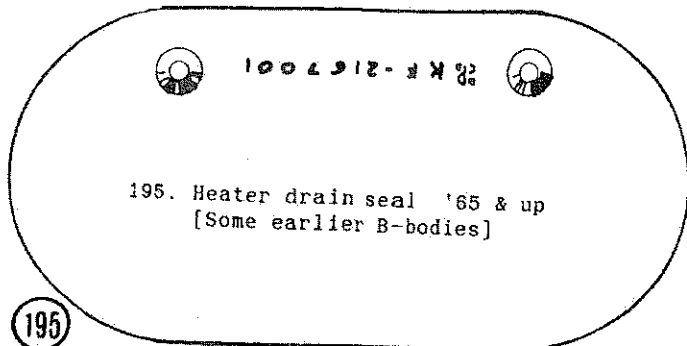
494. Early '60's hood  
pad clip. black  
finish.




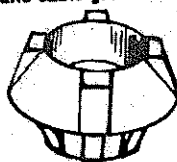

#459 Early '50s firewall  
grommet 2 equal size holes  
(also see #27,28,29

next page

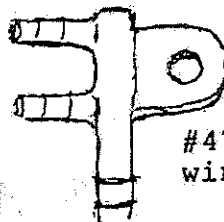







27. - 29. Firewall grommets '55-'59



15. '57-'58 accelerator & trans linkage




#478 Wireloom retainer '60s  
vehicles- white plastic clip  
to wireloom & snapped into  
hole.



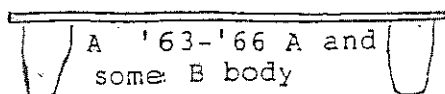
416

Wire loom straps, hard rubber, looks/works as orig, act size drawings

#342 '79-'80 wire retainer interior fender liner



white #416A

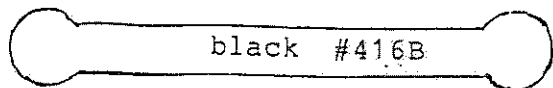
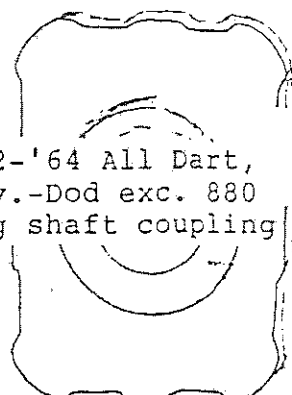


A '63-'66 A and some B body



#342

#402 '62-'64 All Dart, Val, Ply.-Dod exc. 880 steering shaft coupling seal



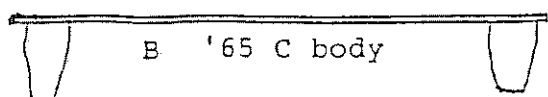
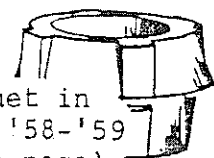
black #416B

404A '63-'64 A & B-body firewall grommet for trans cables


404B '65-'66 Black plug for auto trans.

#244

A/C line grommet in rad. support. '58-'59 (see #363 this page)

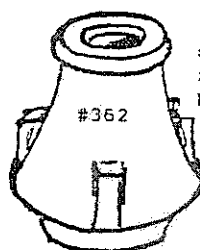


B '65 C body

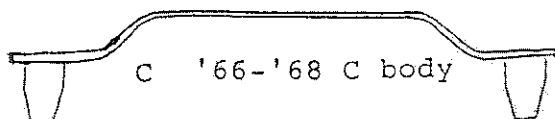


black #416C

#362 '57-'58 A/C cars firewall grommet for power piston oil lines.

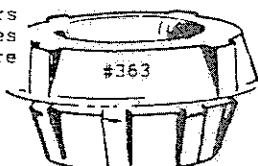


#362



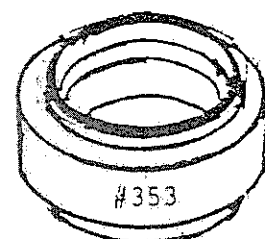
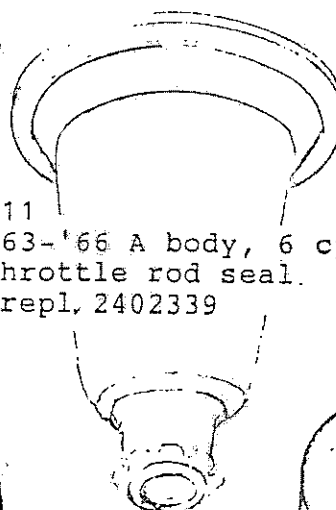
C '66-'68 C body

#363 '57-'59 A/C cars grommet for A/C lines through radiator core support.



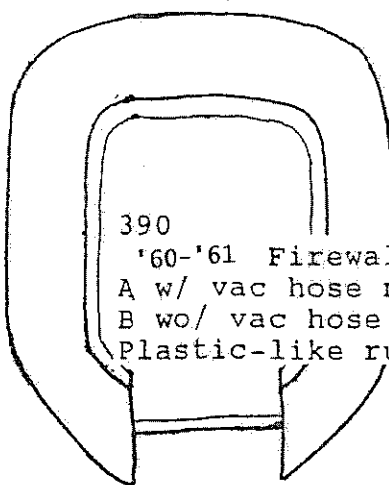
#363

411 '63-'66 A body, 6 cyl Throttle rod seal. repl. 2402339



#353

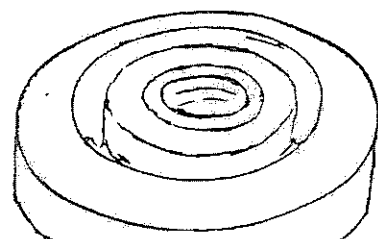
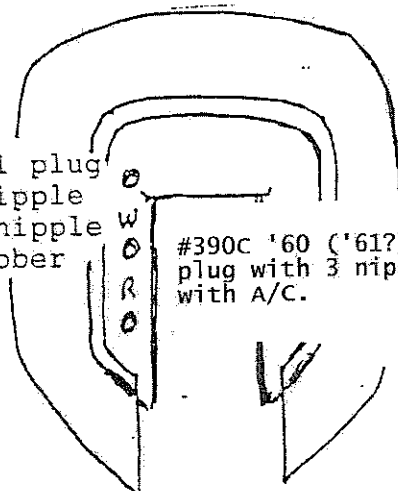
Spark plug tube seal '51-'58 all Hemi engines



390

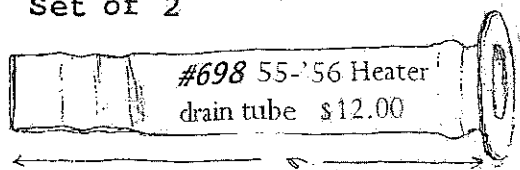
'60-'61 Firewall plug A w/ vac hose nipple B wo/ vac hose nipple Plastic-like rubber

#390C '60 ('61?) Firewall plug with 3 nipples for cars with A/C.

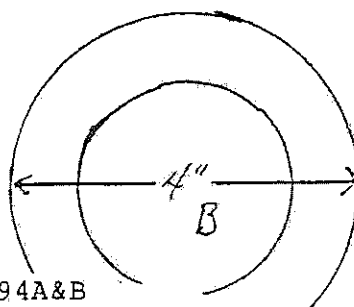


#410 '62-'66 A&B-body steering shaft seal, replaces 2266738 Bot. of column, white plastic center

#460 '57-'59 All Bumper & screw for rear corners of hood mounts on cowl. Dealer fix for rear of hood dropping below fender line. Set of 2



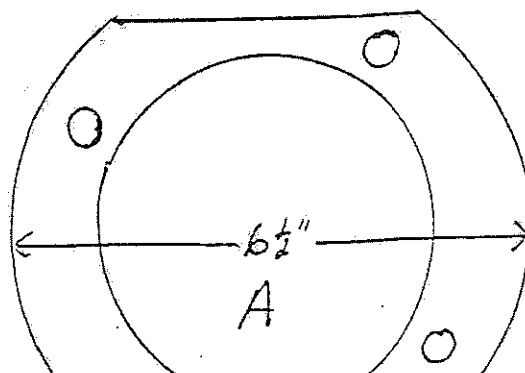
#698 55-'56 Heater drain tube \$12.00

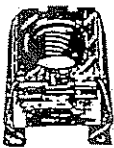


394A&B

'63-'66 A body

Blower motor plate--seals on firewall under hood A--3/16" black sponge outer seal B--5/8" black sponge inner seal





141. Cage Nut 5/8 - 18

407  
'63-'66 A body  
Cage nut-- $\frac{1}{4}$ -20 Inner  
fender to metal splash  
shield

A.  $\frac{1}{4}$ -20x1 $\frac{1}{4}$ " for heater case  
B.  $\frac{1}{4}$ -20x3/4" for misc.  
fenderwell mounted parts

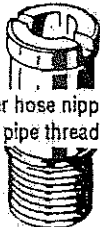


168. Ball joint assembly for fuel linkage. Male  
& female thread - 1/4 - 28

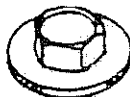


167. Wing nut A. 1/4-20  
B 5/16-18 C. 3/8-16

181. Heater hose nipple. 5/8" hose,  
3/8" male pipe thread, 1 1/2" long



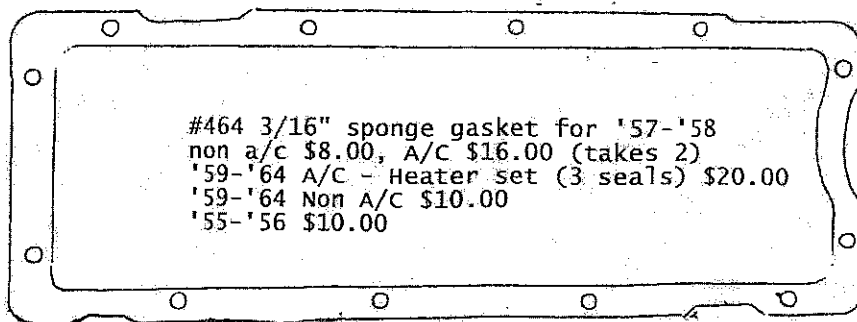
164. Linkage clip for rams




169. Fenderwell bolt 5/16 - 18

170. Fenderwell bolt 1/4 - 20

293  
Cast iron trans. Seal  
between parking brake  
backing plate and trans  
extension housing

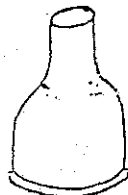


#464 3/16" sponge gasket for '57-'58  
non a/c \$8.00, A/C \$16.00 (takes 2)  
'59-'64 A/C - Heater set (3 seals) \$20.00  
'59-'64 Non A/C \$10.00  
'55-'56 \$10.00




162. Engine to firewall ground wire. A. B.

'55-'58 18" '59 & up, 14"



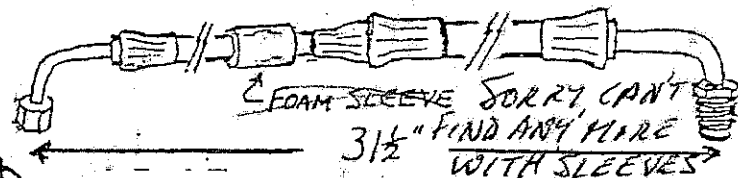
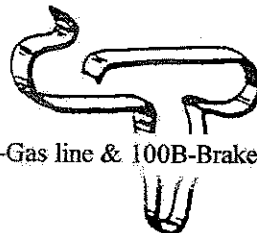
413  
Early V8s  
RED plug  
wire boot

#163 white plastic vacuum lines  
for ram cars (set of 2)




#189 Battery hold-down bolt  
A. 3/8-16 x 10"  
B. 1/4-20 x 9"  
C. 5/16-18 x 8 5/8" flat end  
D. 3/8-16 x 10 1/4" button end

100A-Gas line & 100B-Brake line clips

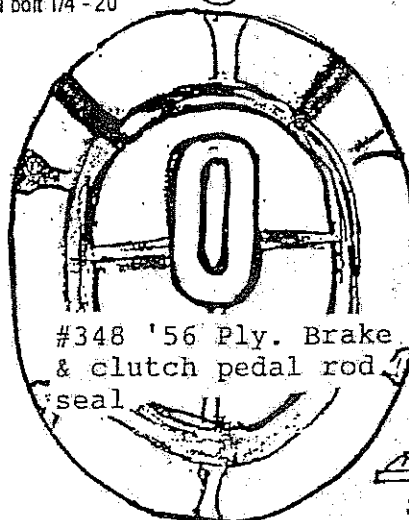


#479 Power steering pressure hose  
'57-'66 most A,B,C bodies, Imperial

#480 5/8" power steering return hose  
3ft. length/



354 '59-'64 A/C line grommet  
4 1/2"


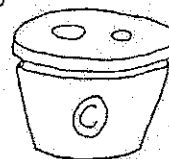
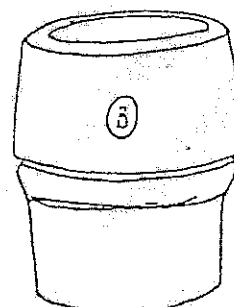


#348 '56 Ply. Brake  
& clutch pedal rod  
seal



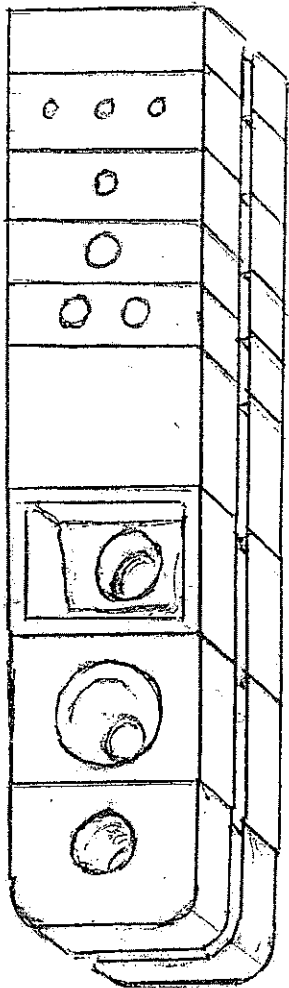
Side view

320  
'59&earlier? Gas  
heater parts  
A. Bumper  
B. Lg grommet  
C. Sm grommet  
D. Tube

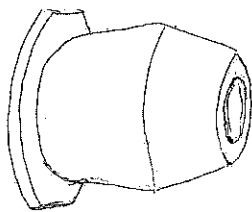


#000 00-01 keynote grommets  
(see #390 pg.22)


Large blocks are 3/4" thick;  
Small blocks are 5/16" thick.



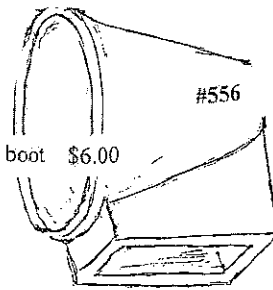
- A. Small blank \$2.50
- B. Remote mirror cables \$3.00
- C. Hood release cable \$3.00
- D. Vac. hose or speedo cable \$3.00
- E. A/C vac. motor hoses \$3.00
- F. Large blank \$2.75
- G. Push button cable \$3.50
- H. Speedo cable \$3.50
- I. Main wire loom (bottom rounded block) \$3.50




**681** '56-'54 power brake master cyl. boot \$10



**691** '65 and later heater-A/C sponge gasket and grommet set. \$14/set



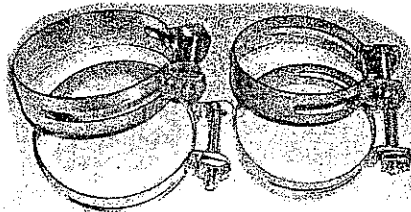
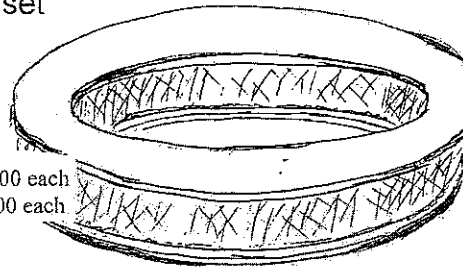
'60-'61 starter solenoid boot \$6.00



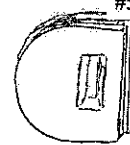
#620 hood to fender bumper \$1.80

#568 Oval air filters

- A. '57-'58 single carb; '57 dual carb \$12.00 each
- B. '58-'62 dual carb (except rams) \$22.00 each

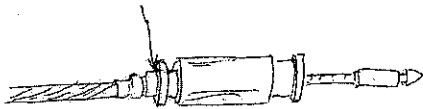


#558 '60-'64 ram intake equalizer tube hose clamps. Correct original style. Set of 4 (two sizes) \$10



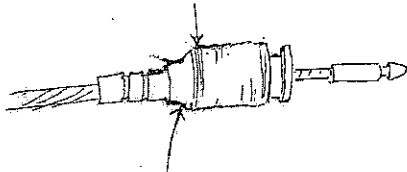
#557 '60-'61 starter hot lead insulator \$3.50

Start both tubes here -- install small one first; then big one over it.



**712** '57 A/C evaporator drain tube (plastic parts not included) \$10



Start big tube here over small tube catching about two threads of the adjuster portion.



Start small tube here first.

**#678**


Shrink tube repair for trans shift cables. Trans cables rarely wear out except for the rubber or plastic covering which then causes a leak. A little time and cleaning will fix the problem. These special shrink tubes have glue built into the tube which is activated by the heat when shrinking. Two different sizes are used to get an original look and a perfect seal. Instructions included. \$23/set of two tubes




**689**

Molded fake tar top battery cover. This will fit '56-'59 group 27 replacement batteries with a flat top and both posts on the same side. The original or reproduction holddown frame used in these years hides the edges and holds it in place. Sorry, for now you'll have to come up with the six screw in caps. The holes for the caps are not threaded; the caps push in tight enough to stay. The holes are open at the bottom so your battery is still vented. \$20


#510 '56-'60 starter, generator, distributor tags. Beautiful silkscreened aluminum tags complete your detailed restoration. Also available in red for 6 volt. Blank tags \$12.00 EACH



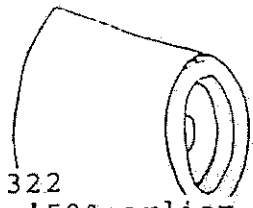
A. dist.



B. starter



C. gen.



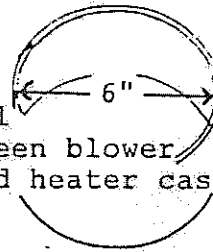
322 '59&earlier starter solenoid plunger boot



321 '59&earlier starter bendix drive lever boot

319

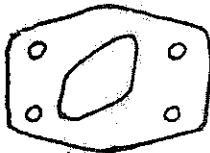
'57-'58 All Seal between blower motor and heater case



'63-'64 A-body Grommet in fire-wall for washer hose




251




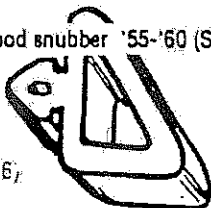
#331 Mid '50s-mid '60s master cylinder gasket die-cut heavy gasket paper

## HOOD STOPS




129. Hood snubber '55 (see #16)


16. Hood snubber '55-'60 (See #129)



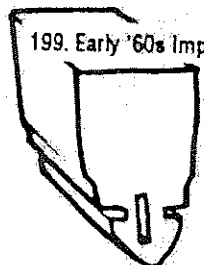
153. '56 Dodge Hood Snubber



201. '59 Dodge hood snubber



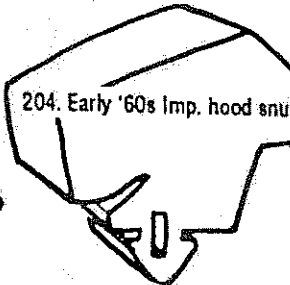
50. Hood to core support bumper '55-'61



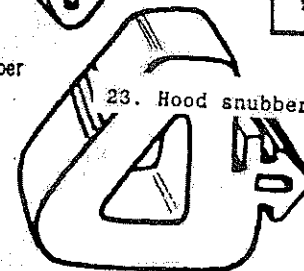
199. Early '60s Imp. hood snubber




208. '60-'61 Val. '61 Lan. hood snub



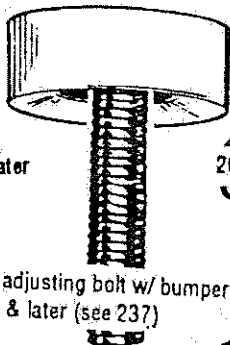
204. Early '60s Imp. hood snubber



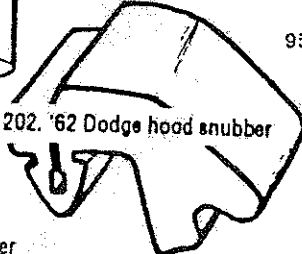
23. Hood snubber '61-'62 Chrysler [see #95]




237. Front hood stop '62 & later



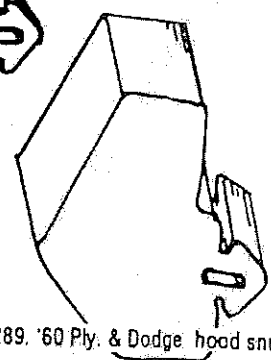
310. Hood adjusting bolt w/ bumper '62 & later (see 237)



202. '62 Dodge hood snubber



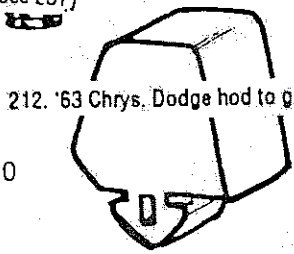
95. Hood snubber '61-'62 Chrysler [see #23]



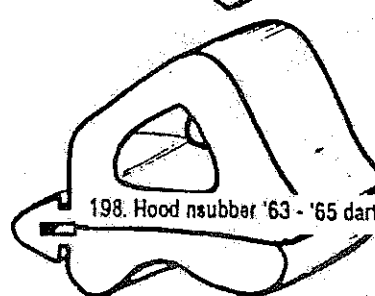
289. '60 Ply. & Dodge hood snubber.



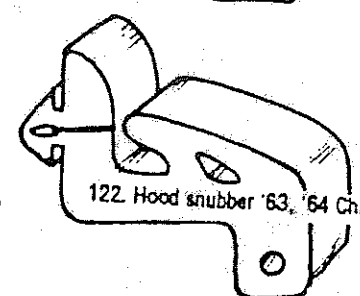
Hood bumper, rear corner '63-'70



212. '63 Chrys. Dodge hood to grill



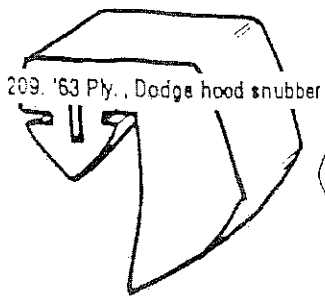
198. Hood snubber '63-'65 dart




122. Hood snubber '63-'64 Chrysler



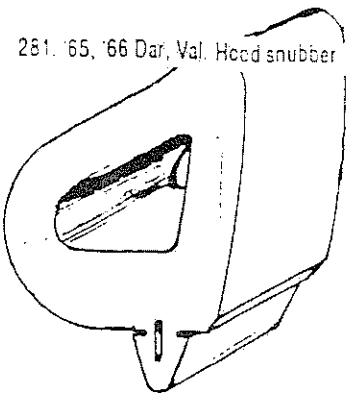
209. '63 Ply., Dodge hood snubber



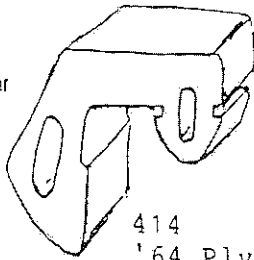
238. Hood snubber '65, '66 Imp.



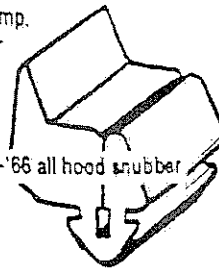
281. '65, '66 Dar, Val. Hood snubber



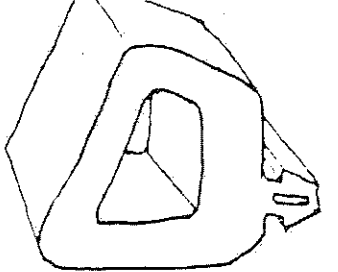
414  
'64 Ply, Dod?  
Hood snubber



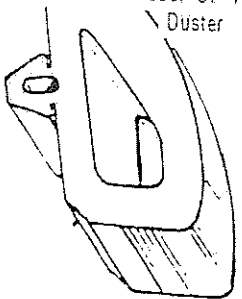
203. '65-'66 all hood snubber




296. '66 Barracuda hood bumper



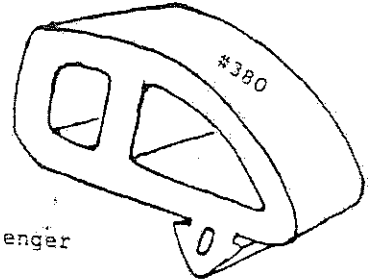
276 Hood snubber '67-'71 Dart, Valiant,  
Duster



239. Hood snubber '67 up


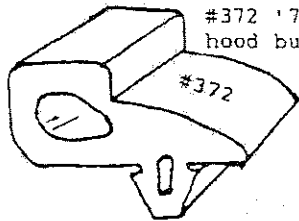


#374 '70-'74 Challenger  
hood bumper.



#380 '68 Imp. front  
hood bumper

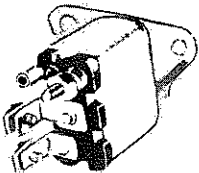
#372 '70-'74 Barracuda  
hood bumper.



#538 '57 Dodge  
Pick-up hood  
Bumper

### HORN RELAYS

R-1



'56-'57 \$13.80

R-4




'63-'70 \$9.45

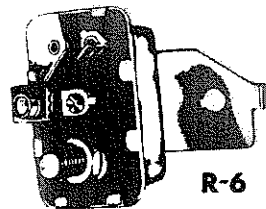
Horn relays for '58-'62 are very hard to find. R-1 will work; wire terminals have to be changed.

R-8 Starter relay will replace '56-'60 relay. Only the mounting strap is different.

### STARTER RELAYS

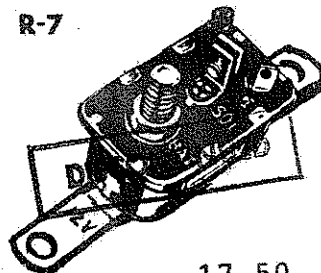


'67-'68 \$14.70



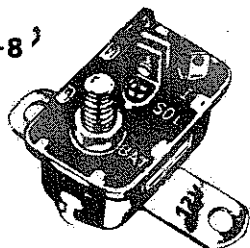
'67-'68 14.70

R-7



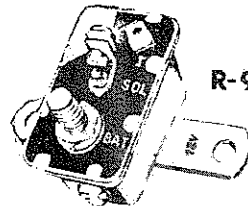
'56-'60 17.50

R-8




'61-'65 16.50

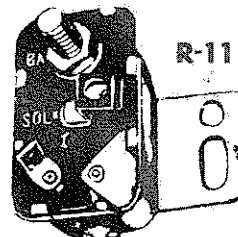
### STARTER RELAYS



'61-'65 \$18.45



'65-'76 16.65



'65-'69 \$12.75

### TEMP. SENDERS

T-2



'61-'68 1/8-27  
thread \$11.25

T-3



'61-'82 1/8-27  
thread \$11.25

### OIL PRESSURE SENDERS

O-1



'53-'78 1/8 x 27  
thread \$7.00

O-2




'62-'78 3/8x-18  
thread \$7.60

O-3



'65-'82 \$27.60

O-4



'60-'64 \$28.70

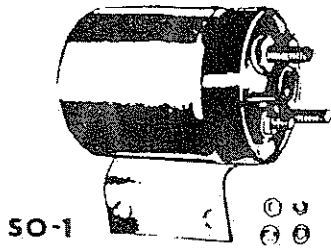
### TEMP. SENDERS

T-1

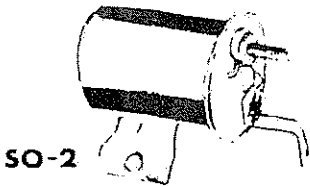


'57-'60 1/4-18  
thread \$11.25

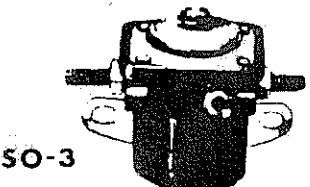
## STARTER SOLENOIDS



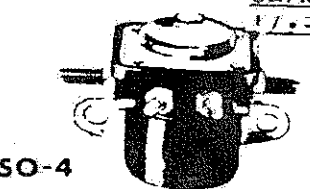
SO-1  
'56-'59 \$51.20



SO-2  
'60-'63 \$38.00




SO-3  
Dodge & Plymouth  
A.6 volt \$21.40  
B.12 volt \$27.30

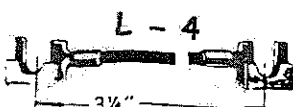


SO-4  
'60-'61 \$24.60

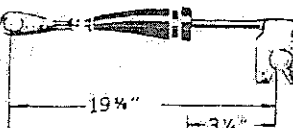
## DISTRIBUTOR LEADS



L-2  
'51-'71 \$1.60



L-4  
'51-'71 \$3.50

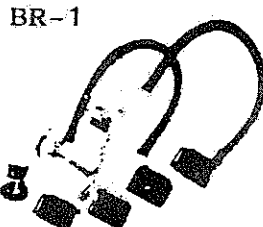


L-6, '61-'66 \$7.20

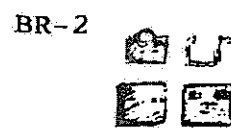
## OIL LINES

#537 oil lines  
A. '57-'59 oil pressure gauge line \$24.00  
B. '57-'58 A/C set of 4 \$75.00 (some '57 cars may require adapting the return line to the engine)

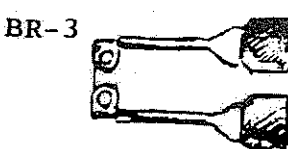
## STARTER & GENERATOR BRUSH SETS



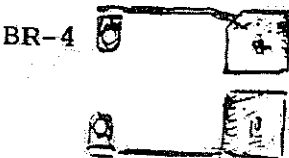
BR-1  
Chrys. #2275249  
'61-'82 starter \$11.50



BR-2  
Chrys. #1843135  
'53-'68 starter \$6.00




BR-3  
A. Chrys. #1253367  
'51-'58 gen. \$6.25  
B. Presto. #GCD, GCE  
2012S '56-'60 gen. \$6.25



BR-4  
Presto. #GJC-201-  
2AS '56-'61 gen. \$6.20

## BRAKE LIGHT SWITCHES



B-2  
'65-'82 \$5.10



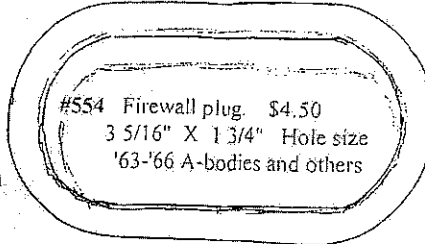
B-3  
'61-'66 \$6.20

B-1 '57-'60 all brake light switches. Can no longer find them with 1/4" pipe thread as original. Have found them with 1/8" pipe thread. I supply an adapter fitting with the switch. \$8.50 each  
Note: These switches do not work long with silicon fluid. Best to leave pressure switch in place for looks and custom mount a B-2

## NEUTRAL SWITCH



N-2  
'57-'58 vacuum sw. on intake man. \$11.30



#554 Firewall plug. \$4.50  
3 5/16" X 1 3/4" Hole size  
'63-'66 A-bodies and others

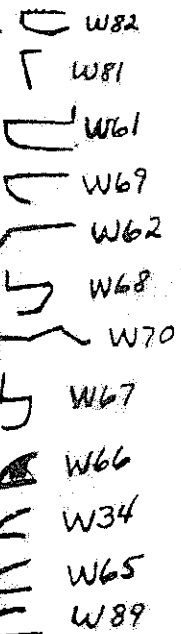
## RADIATOR (CORE) SUPPORT & COWL SEALS

### RADIATOR (CORE) SUPPORT TO HOOD

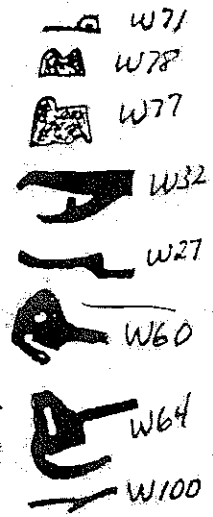
102	'55-'65 Chrys. see Pg. #25	\$16
W100	'56 Plymouth	\$16
W69	'63-'66 B-body	\$17
W81	'64-'65 A-body	\$19
W26B	'64-'65 Imperial	\$15
W70	'65 Fury, Polara	\$26
W82	'66 A-body	\$26
W69A	'66-'67 C-body	\$27
W68	'67-'69 A-body	\$24
W62A	'67-'71 B-body	\$23
W69C	'67-'68 Imperial	\$27
W69B	'68-'69 C-body	\$27
W61B	'70 A-body	\$24
W62B	'70-'71 C-body	\$23
W61A	'70-'74 E-body	\$24
W67	'72-'73 B-body	\$24
W92	'66 Imperial	\$26

### COWL-TO-HOOD

W71	'55 Chrys./Imp.	\$19
W71	'55-'56 DeSoto	\$19
W78	'56 Chrys./Imp.	\$18
W89	'56 Dodge/Ply.	\$18
W32	'57-'59 All exc Imp	\$18
W77	'57-'66 Imperial	\$23
W66A	'63-'66 A-body	\$18
W27	'60-'64 C-body	\$15
W66A	'62-'66 B-body	\$18
W66B	'65-'68 C-body	\$21
W64	'67-'75 A-body	\$19
W60	'67-'71 B-body	\$19
W66B	'67-'68 Imperial	\$21
W65	'69-'71 C-body	\$25
W34	'70-'74 E-body	\$21
W34	'72-'73 B-body	\$21



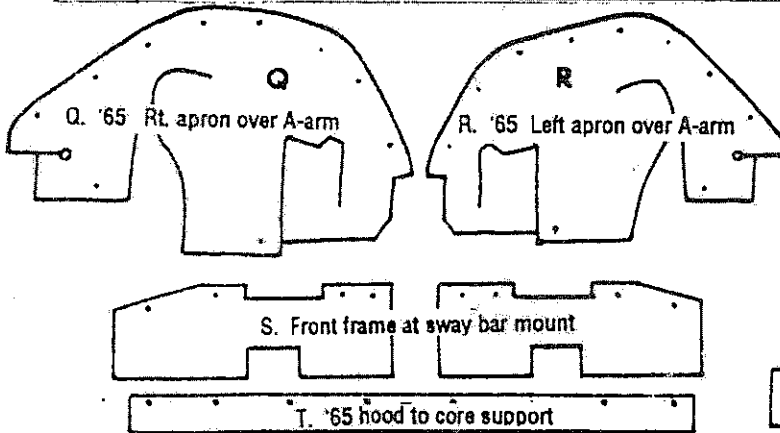
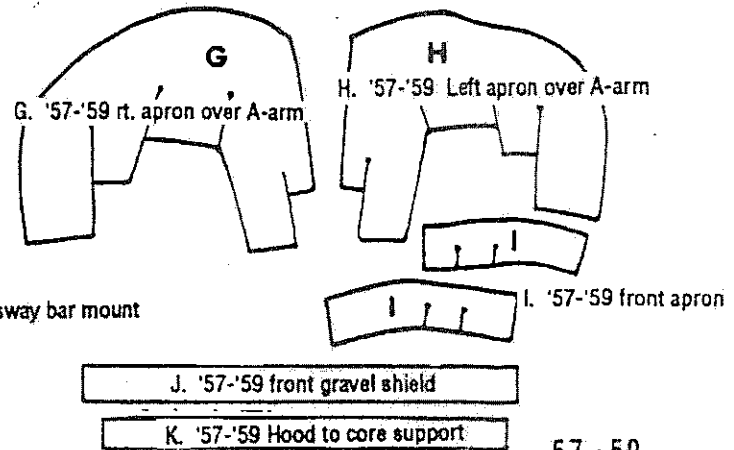
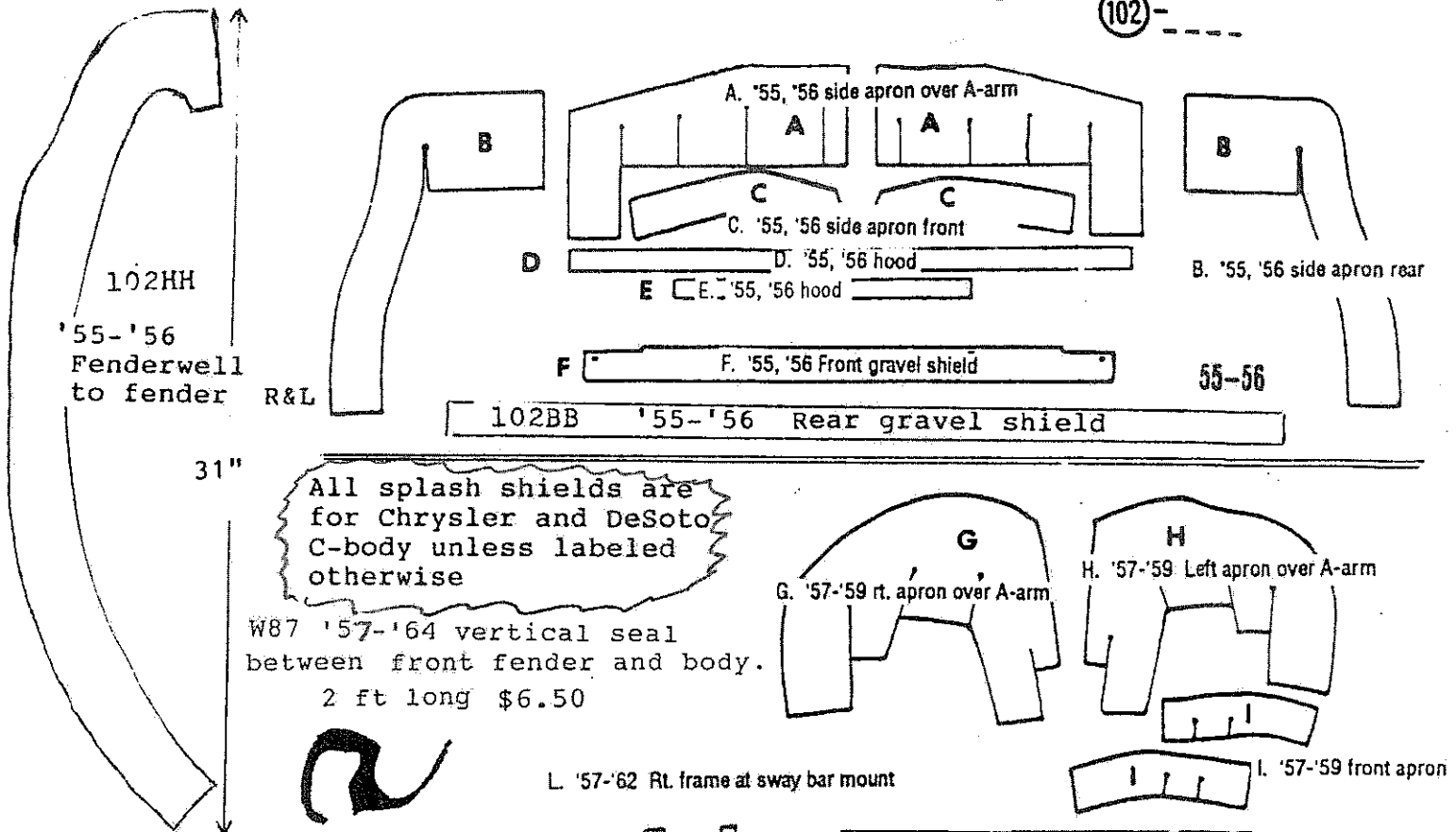
### DRAWINGS NOT ACTUAL SIZE



152. Clip  
Wire type clip for most hood-to-core-support seals

# SPLASH SHIELDS

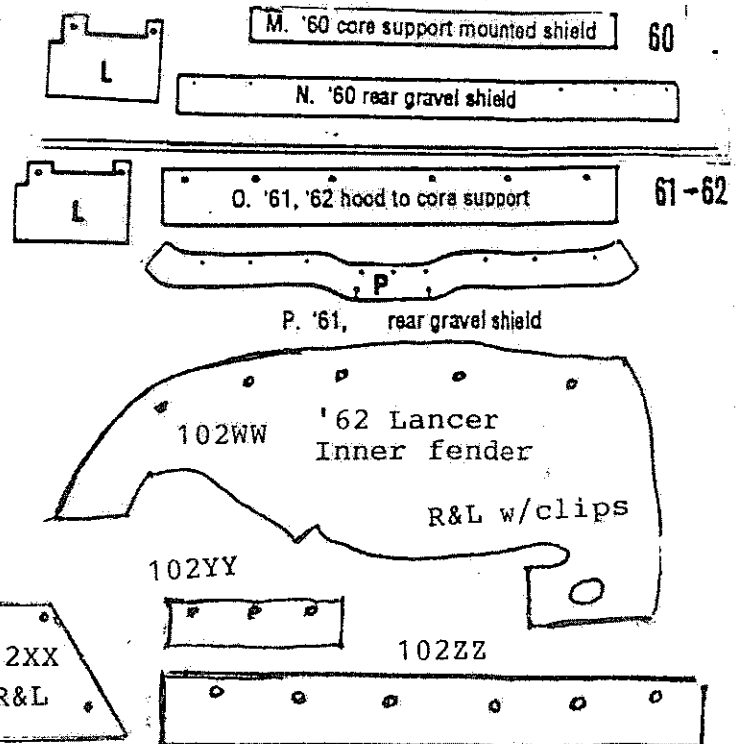
(102) -

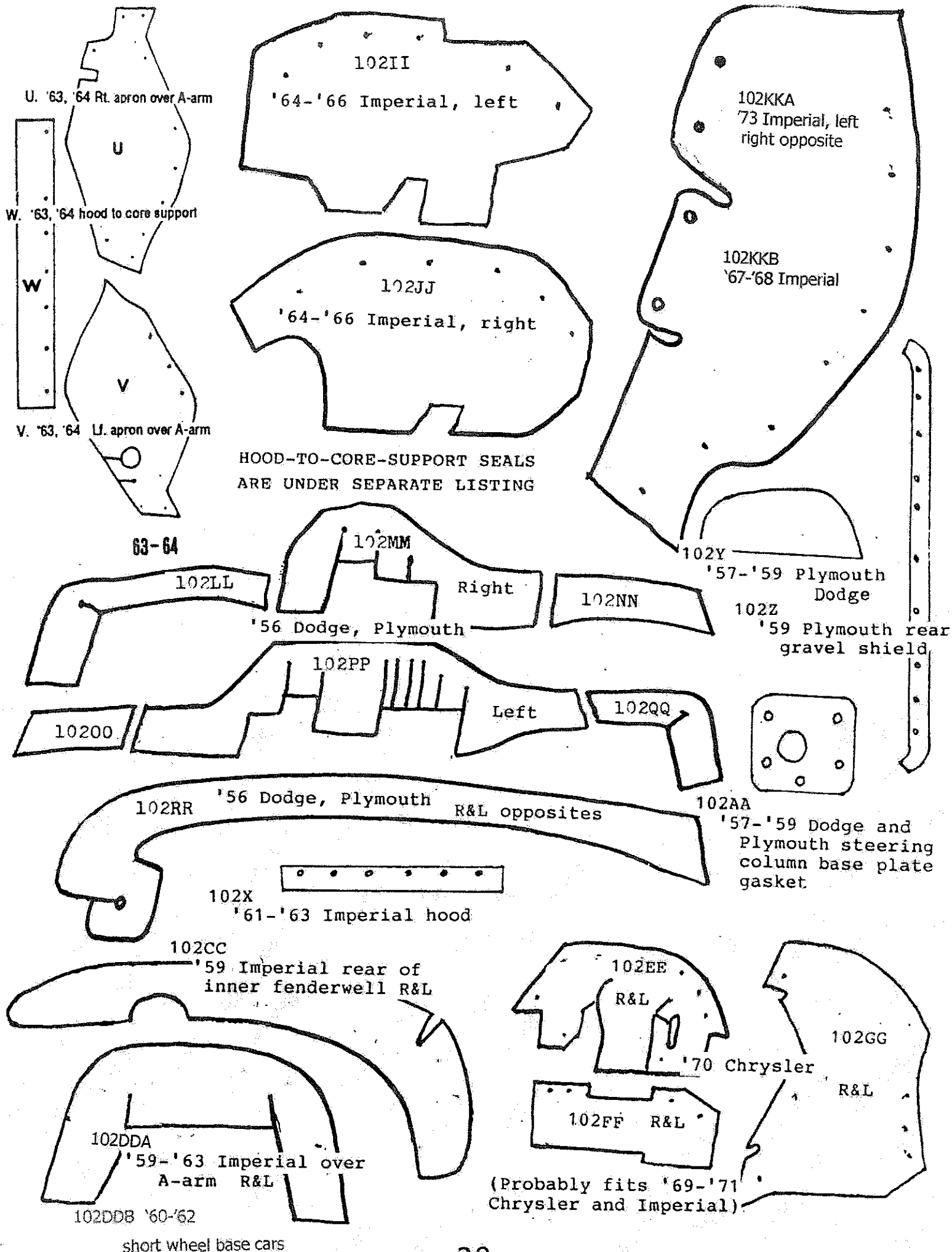



'66-'68 C-body almost the same as  
Q, R, S. Order Q, R, S and state  
year ('66-'68)

Most early cars used staples to  
fasten the splash shields. Heavy  
duty staples are included and must  
be installed one at a time by hand.  
Use an ice pick to punch holes.

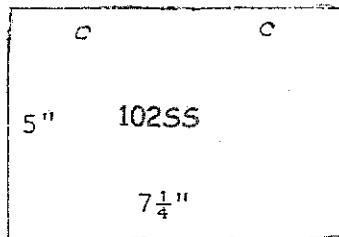
Most '62 & newer splash shields  
take small wire type fasteners.  
These are not available, but were  
used for years on almost all cars.  
Check your wrecking yard.



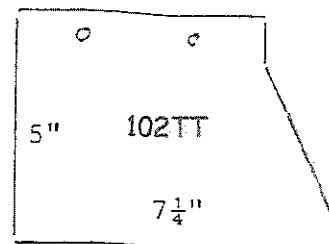




"T" rubber seal  
between inner splash  
panel & front fender.  
Most A & B bodies. Use  
#430 plastic clips. 26"  
length. \$12.00

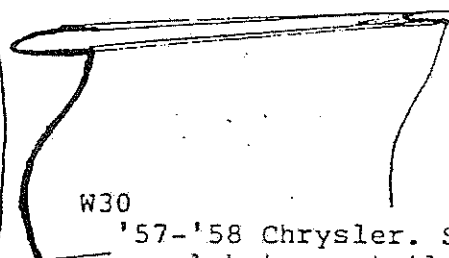
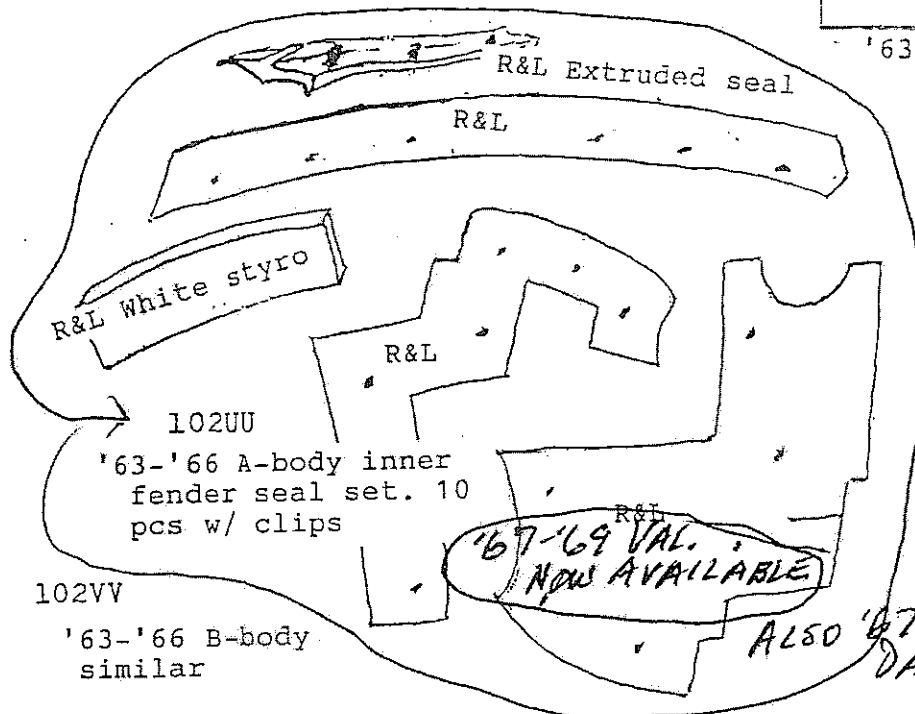


'63-'65 A-body



'66 A-body

Splash shield on outer front  
frame rail at bumper bracket  
mounting point




'57-'58 Chrysler. Special  
seal between tail light  
filler and bumper \$8.90p.


DRAWINGS NOT  
ACTUAL SIZE

## BODY — PLUGS & MISC.

### FRONT AND REAR BUMPER SHIELDS



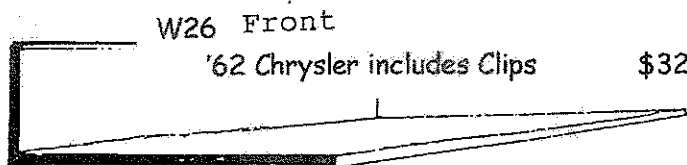
W112 '60 Plymouth shield  
under rear bumper \$36.00



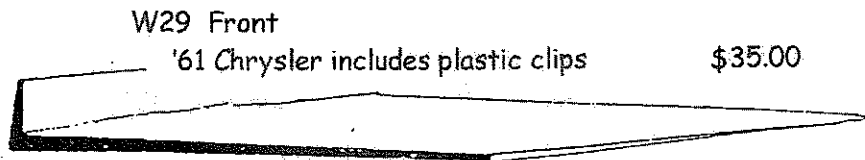
W113 '63-'65 Belvedere, Sat.  
shield under rear bumper  
\$32.00




'63-'66 A-body - replacements  
for dense styro fillers where  
front framework meets the fire-  
wall. Molded with dense white  
urethane foam. does not retain  
water.



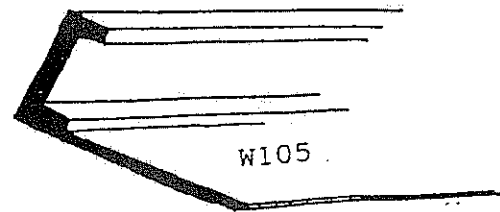
W26 Front  
'62 Chrysler includes Clips \$32.00



W29 Front  
'61 Chrysler includes plastic clips \$35.00

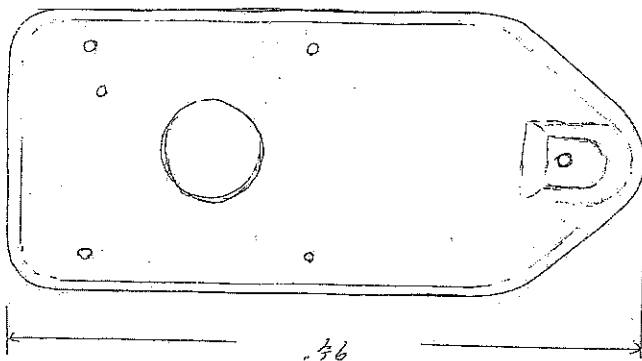


shield under rear bumper  
'66-'67 Charger & others  
75" strip \$36.00

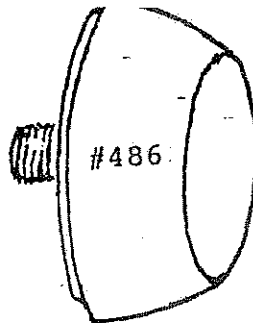


Shield under rear bumper  
'70 B-body  
'65 Chrysler  
74" strip  
\$32.00



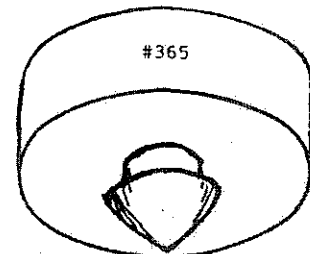
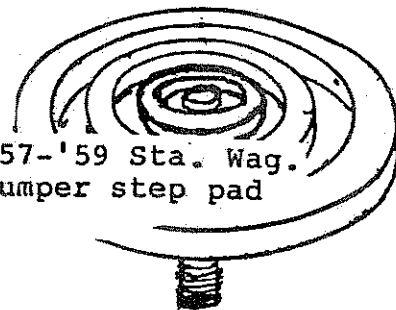


#609 '63-'66 A-body fuel filler tube to trunk floor seal. Need old one for metal core. \$30.00

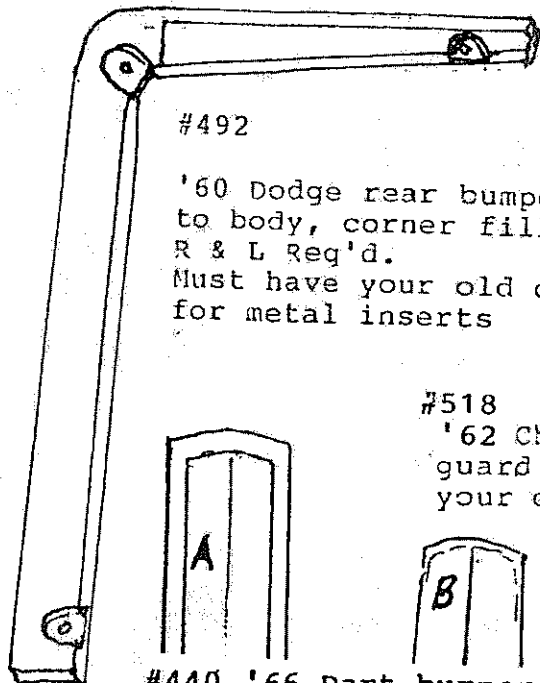


#486  
'59 Desoto fr. bumper cushion

#476 '57-'59 Sta. Wag. rear bumper step pad

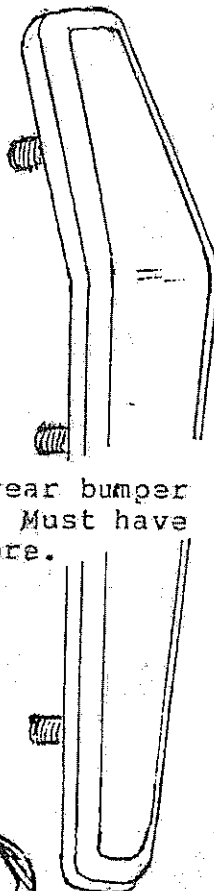


#365  
'57-'59 trunk floor to frame bumper.




#492

'60 Dodge rear bumper to body, corner fillers R & L Req'd. Must have your old ones for metal inserts

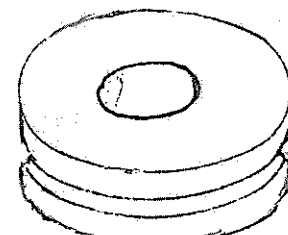


#518

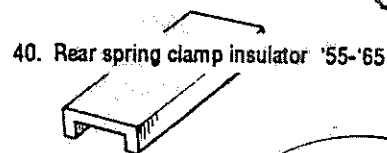
'62 Chrys rear bumper guard pad. Must have your old core.



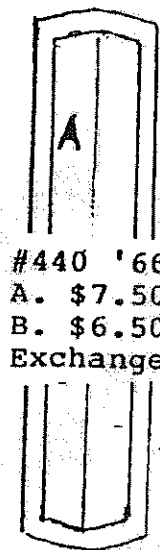
90. Bumper guard pad '60, '61 Exch.



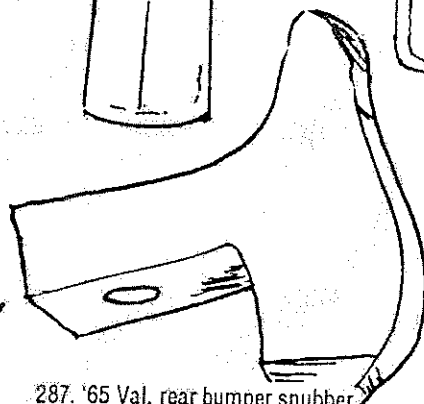
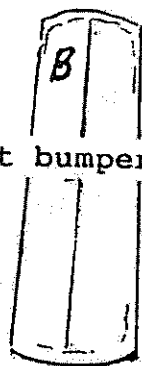
187. Rear transmount '62 Chrysler




40. Rear spring clamp insulator '55-'65



#440 '66 Dart bumper pads  
A. \$7.50  
B. \$6.50  
Exchange



287. '65 Val. rear bumper snubber (bolts to quarter panel)

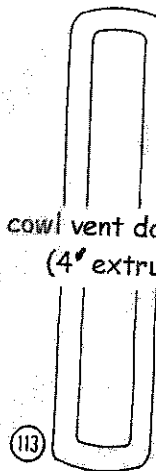


#190  
A-D  
D-J

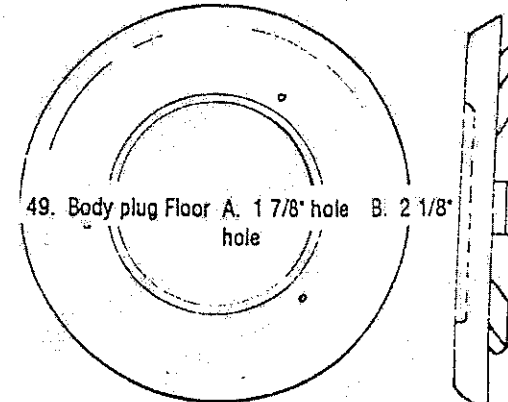
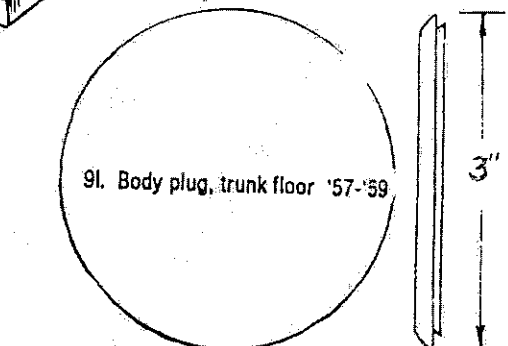
190  
Sheet metal plug, black plastic

- A. 1 1/2"
- B. 3/4"
- C. 7/8"
- D. flush 1"
- D. recess 1"
- E. 1-1/4"
- F. 1-1/2"
- G. 1-3/4"
- H. 1-7/8"
- I. 2"
- J. 2-1/2"

113. cowl vent door seal '55-'56 (4' extruded strip)



91. Body plug, trunk floor '57-'59



49. Body plug Floor A. 1 7/8" hole B. 2 1/8" hole

156. Rubber Body Plug  
A. 2 1/4" hole  
B. 1 7/8" hole

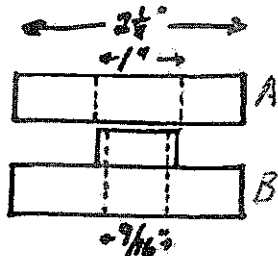
#339A Molded body mounts

'55 & later



#339B Tall center

(fits into 339A)

#339C Short center




#294 Rubber body mount pads. A. 1/2" thick  
B. 1/8" thick to shim A if necessary



#613 '65-'66 A-body fuel filler tube to tank grommet. \$8.60

341 R&L pads between rear bumper & body '62 Chrys. (exchange only)



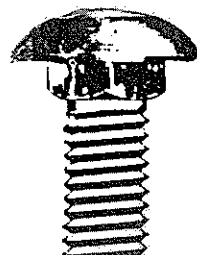
#341

#544 '62 Dodge fr & rear bumper guard pads exchange

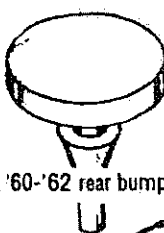


#140D 1/2"-13 X 1 3/8" bumper bolt--pan head  
Not as rounded as 140A

#140 Stainless steel capped bumper bolt  
A. 1/2"-13x1-1/4"  
B. 7/16"-14x1-1/4"  
C. 3/8"-16x1"



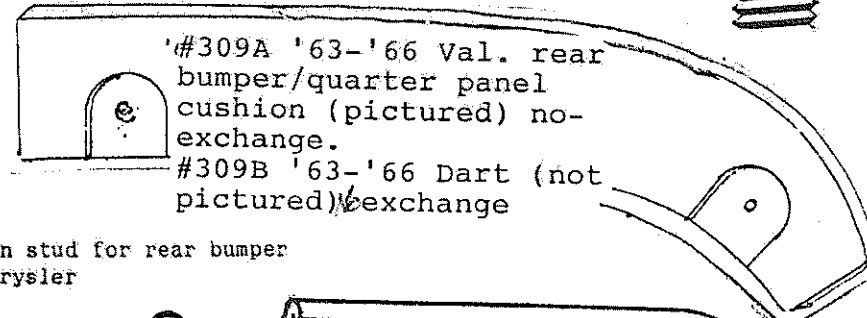
#364 '65 Plymouth rear bumper guard pad. (EXCHANGE)



200. '60-'62 rear bumper snubber

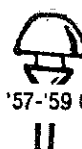


279. Special snap-in stud for rear bumper '57-'58 Chrysler



#309A '63-'66 Val. rear bumper/quarter panel cushion (pictured) no-exchange.  
#309B '63-'66 Dart (not pictured) exchange

5. Gas door snubber '57-'59 C, Des



4. Gas door snubber '59 Dodge



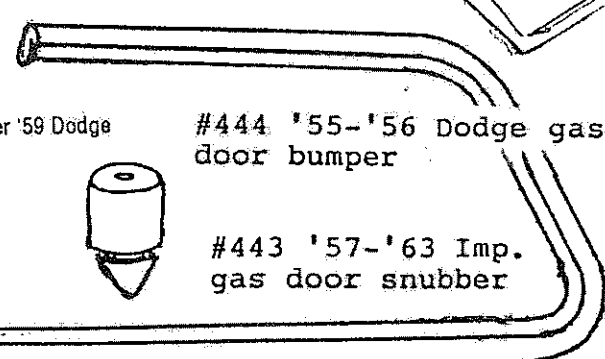
13. Gas door snubber '59 Plymouth



275. Gas door snubber '62 Chry.



#444 '55-'56 Dodge gas door bumper



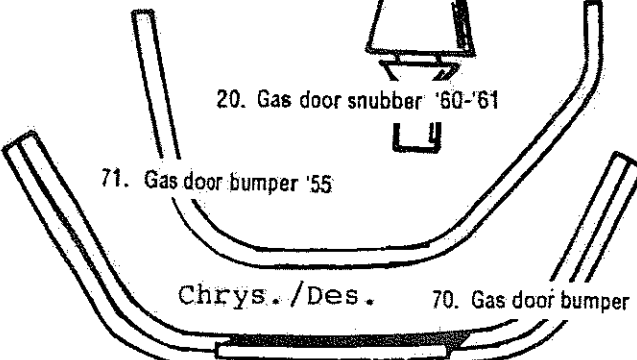
#443 '57-'63 Imp. gas door snubber



20. Gas door snubber '60-'61



71. Gas door bumper '55



Chrys./Des. 70. Gas door bumper '56

#491


'63-'65 A-body rear license plate mounting clip



33. License plate snubber '57-'65 front



10. License plate snubber '60 and up



#470 '63-'65 A-Body rear lic. plate snubber



382 License plate nut  
Nylon- use with #383

383 License plate screw  
Use w/382 nut



9. License plate snubber '57-'58 rear



U

## SOCKET & PIGTAIL ASSEMBLIES

P-1 \$2.10



Pigtail complete with terminal. Lamp #53, 55, 57, 1895

P-2 \$2.80



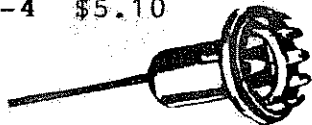
Pigtail complete with terminal. Lamp #67, 89, 93, 97, 1003, 1073, 1141, 1156

P-3 \$3.20




Pigtail with terminals for double contact base sockets. Lamp #1034, 1154, 1157, 1158, 1176, 1178

P-4 \$5.10




Single contact socket. Lamp #67, 89, 93, 97, 1003, 1073, 1141, 1156

P-5 \$4.60



Single contact socket. Lamp #53, 55, 57, 1895

P-6 \$4.80



Single contact socket, rubber covered. Lamp #53, 55, 57, 1895

P-7 \$5.70



Double contact socket. Lamp #1034, 1154, 1157



#386 Nut headlamp door mtg plastic

#504 Free spinning washer nuts.

A. 1/4"-20

B. 5/16"-18

C. 3/8"-16

D. 10-24




398 '67-'70 Headlamp adj screw



145. 10-24 nut

137. Hood letter clips '57-'59 Chrys. 300



401 repl 152867 see 400 Headlamp door spacer



400 '68-'69 repl 6027014 Headlamp door spacer



185. Thread cutting nuts for stud sizes A. 1/4" B. 1/8" C. 3/16" D. 5/32"



180. Tubular speed nut for stud sizes A. 1/8" B. 3/32"



#139 Wheel cover snubber for '56 Plymouth



682 2 wire hole grommet early 70's for 7/8" hole \$5.80

#178 Push on speed nut A. 3/32" B. 1/8" C. 1/16" D. 5/32"

## FIBRE WIRE LOOM



307. Wire cover, A. 1/4" I.D. B. 3/8" I.D., C. 1/2" I.D.



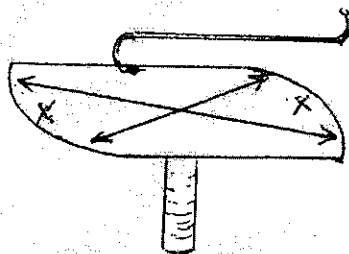
#345 Fuel tank support stud. 3/8"-16x4 1/2 '57-'62



#388 8-18x3/8" Phillips head (washer) screw--br zinc. Wheel opening mold etc.

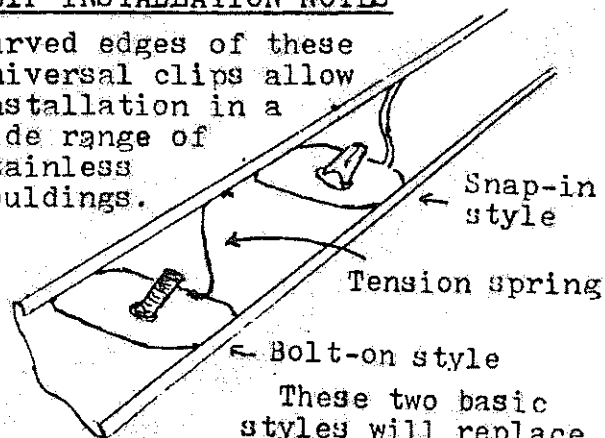
## UNIVERSAL MOULDING CLIPS

SEE NEXT PAGE



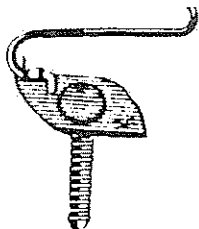
### CLIP INSTALLATION NOTES

Curved edges of these universal clips allow installation in a wide range of stainless mouldings.

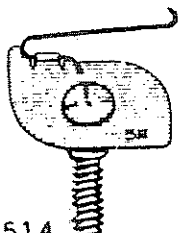


All clip illustrations are actual size. Simply measure between points shown by arrows to find size range "X"

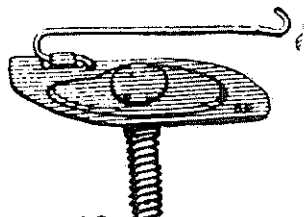
These two basic styles will replace most original flat metal clips mounted on the body.




A12744  
10-24X3/4




A12514  
10-24X1/2



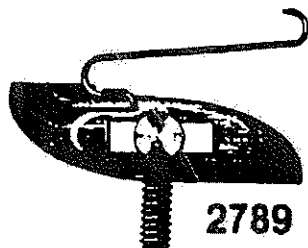
A12619  
10-24X3/4



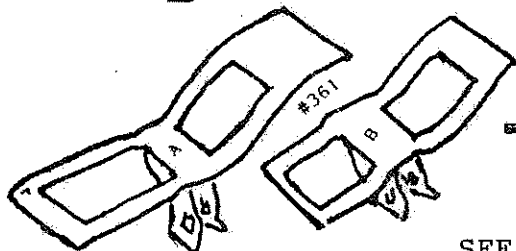
A12752  
10-24X1/2



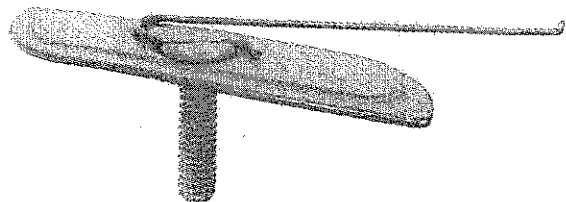
#615 molding clip with  
10-24 stud. \$2.30



2789



'60-'62 Lower windshield &  
backglass trim clips. good  
used



19807

\$2.00

Moulding Fastener  
#10-24 x 3/4" Bolt  
Plate Length: 2-17/32"  
Plate Width: 11/16"

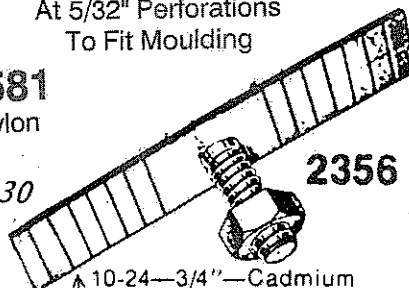
Moulding Fastener  
Plate Length: 3"  
Plate Width: 3/4"  
Break Off Plate  
At 5/32" Perforations  
To Fit Moulding



145. 10-24 nut

8581  
Nylon


\$2.30



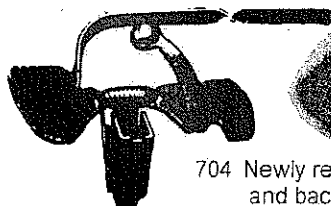
2356

10-24—3/4"—Cadmium

Break off for  
correct size

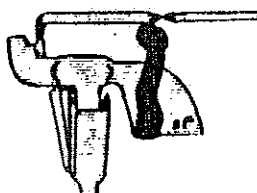


8400



A12618


704 Newly reproduced upper windshield  
and back glass upper trim clip '60 and later  
B and C bodies. \$2.00 each



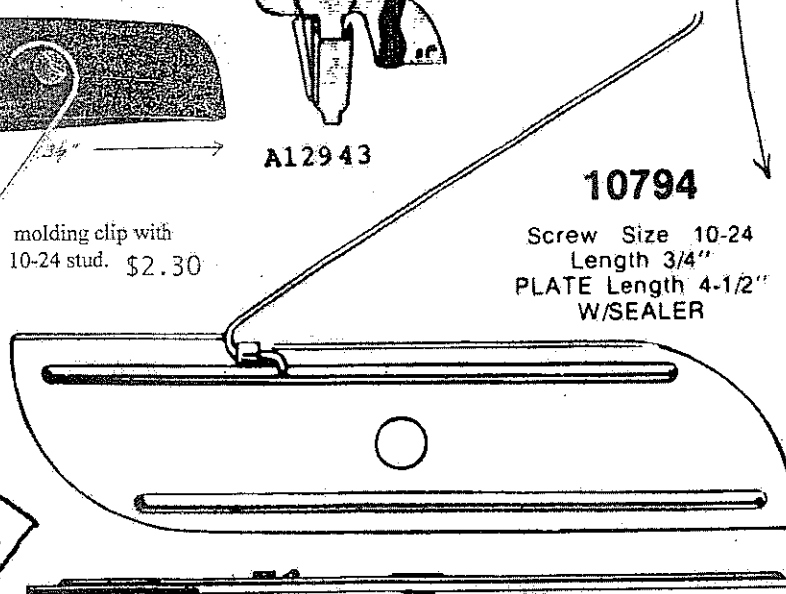
A12943

Plastic snap-  
in style

8386




8399



10794

Screw Size 10-24  
Length 3/4"  
PLATE Length 4-1/2"  
W/SEALER



8398

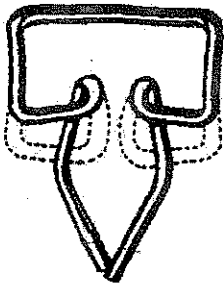
SEE INSTALLATION NOTES  
ON PRECEDING PAGE

'57-'59 LOWER  
WINDSHIELD MOULDING  
CLIPS (SEE PG. 40)

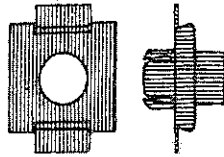


8843

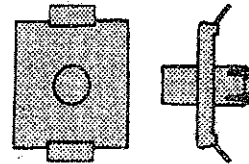
# MOLDING CLIPS & FASTENERS



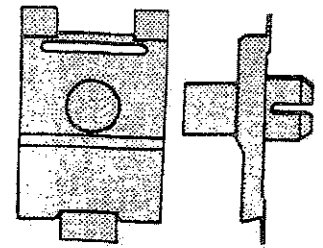
#639 '58-'59 Chrysler, front fender & rear quarter panel molding clip. \$1.00 ea.




#627 Mopar 6001428 \$1.10 ea.




#628 Mopar 6001943 \$1.10 ea.




#629 Mopar 6001482 \$1.10 ea.



#618 molding clip \$1.50




#615 molding clip with 10-24 stud. \$2.30



#616 wire clip - front valance '60-up \$2.60




#617 wiper arm pivot clip center \$1.60




#619 '60 Plymouth clip for molding on top of fins. \$2.50

710  
Wire clip for '57-'59 cow1 vent screen -fits in turned 90 from original, but works! \$1.50 each



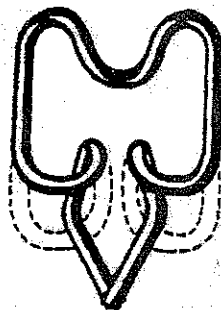
#623 door & window crank handle clip '55-'56, '57 & up - some \$2.00




#621 '57 Plymouth molding clip \$1.75




#638 '57 Plymouth, front fender lower molding clip. \$1.00 ea.



#640 All '59 Dodge, Plymouth (except Custom Royal) body sidesweep upper or lower wide molding clip. \$1.00 ea.



#637 '57 Plymouth, front fender upper molding clip. \$1.00 ea.



#635 '57-'58 Plymouth quarter panel clip \$1.40 ea.




#633 '63 Dodge & Plymouth .212" wide \$1.60 ea.

31/32"



21/32

#641 '60 Plymouth quarter panel molding fastener. \$1.00 ea.




#622 clip for heater cable \$1.60



11/16"

#642 '60 Dodge body side molding fastener. \$1.00 ea.

1"

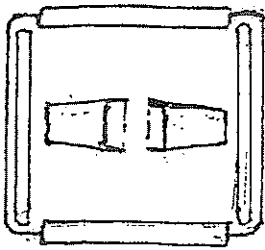


#643 Fastens aluminum trim to front seat side sheet matel. \$.90 ea.

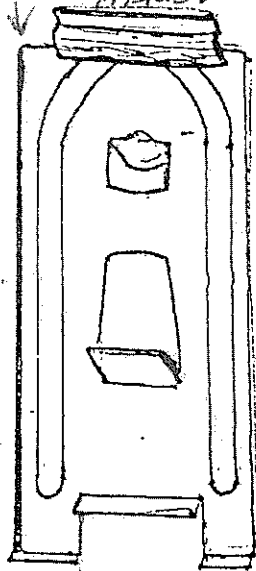


WOW! CHECK THESE OUT! BEAUTIFUL RECREATIONS OF IMPOSSIBLE TO FIND SPECIALTY FASTENERS. Plated to resist corrosion. Some are ready now; the rest should be ready soon!!

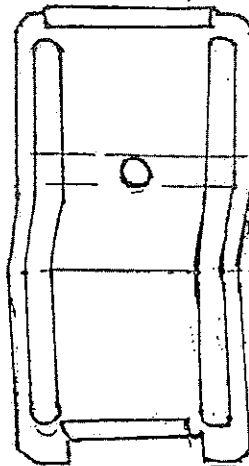
THEY ARE FINALLY HERE!




#495 '57-'59 300 side moulding clip.  
'57 Desoto



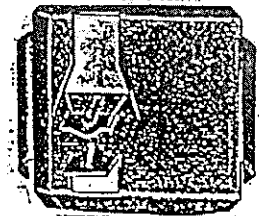
#497 '59 rocker moulding clip.



#498 '60-'64 rocker moulding clip.



#499 '65-'66 rocker moulding clip.



#500 -'56 300 side moulding clip.

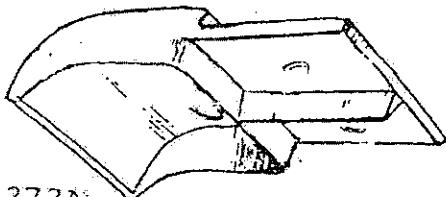
#### MINIATURE LAMP

#63 #1004  
#57 #90  
#67 #55  
#1093 #87  
#1157 #1157  
All \$.50 Cents each.

115. Convert. top cylinder base bushing up to '59, all cars



54. Convert. top header pin seal '57-'59



272A '41-'48 Plymouth Top-header-end seals. R&L




272B '39 Plymouth. Top-header-end seals. R&L




#340 '57 Chrys., Desots conv. grommet for sunvisor end, goes in hole in header trim.

#### CONVERTIBLE ONLY PARTS

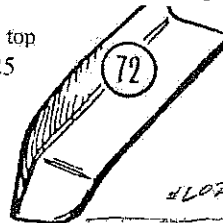


#54B '60-'64 convert. top pin seal. \$2.25



300. '58-'59 all conv. sun visor hook

72. '60-'64 Convert. drain trough



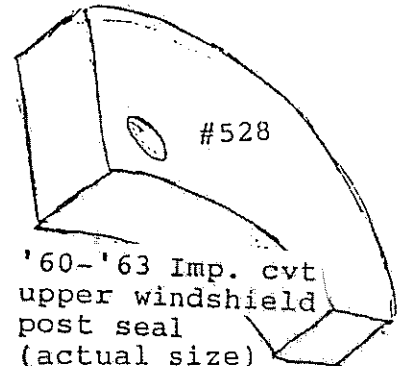
#389 '63-'66 A-body manual top catch (white)



97. Convert top motor mount, all



'63-'68 A-&B-body some C-body Cvt-top pin well



#528 '60-'63 Imp. cvt upper windshield post seal (actual size)

#602 '64-'66 Imperial convt. moulded sponge filler at top of rear door jamb. Need old metal cores or you can glue it on with no core. \$14.00 set



146 Flathead Phillips Machine Screw  
A. 12-24x1... '57-'59 conv. top latch hooks to w/shield frame  
B. 1/4 - 20x5/8 anti-rattle unit to door frame



311 Grommet that presses on cvt top well drain from the back side to hold it in place. Generally for '63&up cars.

MORE ON NEXT PAGE

CONTINUED FROM  
PREVIOUS PAGE

#462 '62-'63 B-body  
conv. upper w/shield  
seal R & L

#461 '64-'65 B-body  
conv. upper w/shield  
post seal R & L

Use w/ W18 at A,  
& W11 at B

#257 '60-'62  
Full size cars  
Cvt. top header  
end seal, R & L

#358 '63-'64  
Full size cars  
Cvt. top header  
end seal, R & L

343.

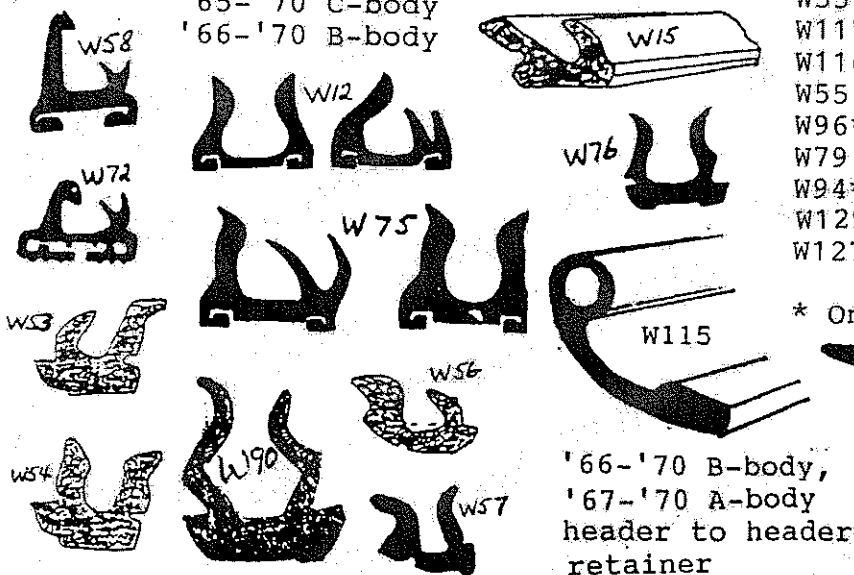
63-'66 A-body cvt  
Upper windshield  
post seal. R&L

'57-'59 All exc. Imperial  
upper windshield post seal

Upper windshield post seal  
'60-'64 cvt exc. Imperial  
and A- and B-body

### CONVERTIBLE SIDE RAIL WEATHERSTRIPS

W58	'55-'56 Chrysler	\$65set
W72	'55-'56 Dodge	\$65set
W12A	'57-'59 Chrysler	\$97set
W12B	'57-'59 Dodge, Ply.	\$97set
W75	'57-'63 Imperial	\$80set
W15/W76	'60-'64 Exc. A&B-body & Imperial	\$50set
W53/W90	'62-'65 B-body	\$50set
W53/W54	'63-'66 A-body	\$40set
W56/W57	'64-'68 Imperial	\$50set
	'65-'70 C-body	
	'66-'70 B-body	




'66-'70 B-body,  
'67-'70 A-body  
header to header  
retainer

### CONVERTIBLE TOP HEADER SEALS

W98*	'55-'56 Chrysler	\$45ea
W25	'57-'59 Lead/edge exc Imp.	\$25ea
W118*	'57-'59 Exc. Imperial	\$40 ea.
W108	'57-'63 Imp. lead/edge	\$28 ea
W95*	'57-'63 Imperial	\$65ea
W11	'57-'63 General use	\$14ea
W18	'60-'64 All C-body	\$23ea
W97*	'62-'63 Dodge, Ply. B-body	\$55ea
W55	'63-'66 A-body	\$25ea
W93*	'63-'66 A-body	\$55ea
W55	'64-'65 B-body	\$25ea
W117*	'64-'65 Dodge, Ply. B-body	\$55ea
W116*	'64-'66 Imperial	\$55ea
W55	'65-'68 C-body	\$25ea
W96*	'65-'68 C-body	\$50ea
W79	'66-'70 B-body	\$28ea
W94*	'66-'70 B-body	\$50ea
W129*	'67-'69 A-body	\$50ea
W127*	'69-'70 C-body	\$55ea

\* One-piece seals with molded ends




# ROOF RAIL WEATHERSTRIPS FOR HARDTOPS


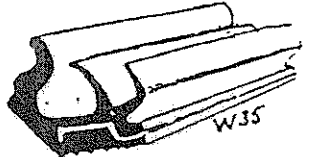
NEW! #RR3  
some '59 H.T.  
except Imperial.  
Combination sponge  
& solid extrusions  
with molded ends.  
\$68.00set

Seperate pieces must be  
cut to length & super  
glued

W128A	'65-'68 C-body 2 door hardtop	\$65 set
	With molded front tips	
W128B	'65-'68 C-body 4 door hardtop	\$65 set
	With molded front tips	
W12C	'57-'59 Chrysler, DeSoto 2 door	\$97 set
	Hardtop	
W12D	'57-'59 Dodge, Plymouth 2 door	\$97 set
	Hardtop. Most '59 Dodges take	
	W15 with #126 ends, see below	
W12E	'57-'59 all 4 door hardtops	\$97 set
W119	'55-'56 seal between roofrail	\$36 set
	Assembly and body	

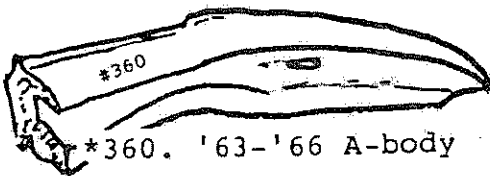


W91	'56 4 door hardtop	\$70.00 set
W35	'57-'59 Imperial 2dHT	\$75.00 set
	(top pieces only)	
W35/W36	'57-'59 Imperial 4drHT	\$85.00 set
W13	Some '59-'64 All C-body. Used	\$3.80ft
	over rear glass on some '59-'62.	
	Used on downward rear leg on '63-'64	
W15	Some '59-'64 All C-body. Used	\$3.80ft
	over door glass on all models &	
	over rear glass on some '60-'62.	
W53	'60-'66 Imperial all HT	\$3.90ft
W53	'60-'66 A-body HT over door glass	\$3.90ft
W53	'61-'65 B-body HT over door glass	\$3.90ft
W53	'67-'68 Barracuda over door glass	\$3.90ft
W54	'60-'66 A-body HT over rear glass	\$3.90ft
W54	'61-'65 B-body HT over rear glass	\$3.90ft
W54	'67-'68 Barracuda over rear glass	\$3.90ft
W74	'65-'70 All on windshield post	\$4.10ft
W16	'67-'70 All 2dHT over door glass	\$3.80ft
W73	'67-'70 All 2dHT over rear glass	\$3.80ft
W16	'67-'70 All 4dHT	\$3.80ft

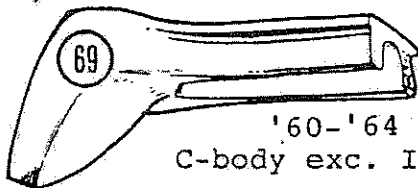


## ROOFRAIL WEATHERSTRIP ENDS AND UPPER WINDSHIELD POST SEALS FOR HARDTOPS

\* NEED OLD  
METAL CORES




\*360. '63-'66 A-body



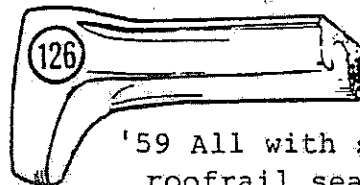
'60-'64  
C-body exc. Imp.



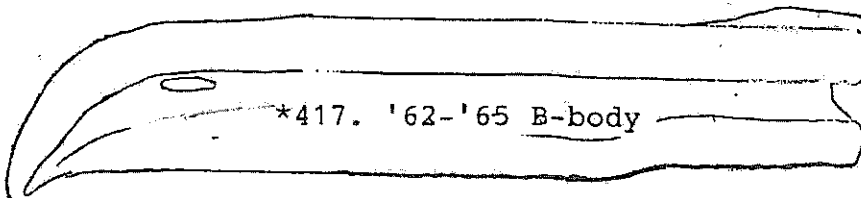
'57-'59 All exc.  
Imp. & '59 w/ soft  
roofrail seal




\*477 '63 A-body



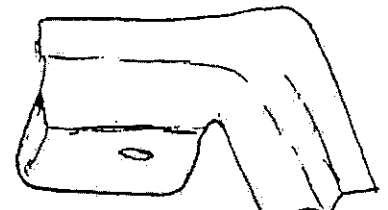
'59 All with soft  
roofrail seal



\*417. '62-'65 B-body



206A. '55-'56  
Chrysler, DeSoto



206B. '55-'56 Plymouth,  
Dodge

# WINDSHIELD AND BACKGLASS RUBBER

The windshield and back glass seals listed below are extrusions-no molded corners. Unfortunately I lost my original manufacturer for these. I did get a good new manufacturer, but can't possibly afford to make all new dies for many of these which are very poor sellers, so I'll have to discontinue some as I run out of stock. The application listing is the best I could do. There are many models which take different seal profiles in the same year, so please check the crosssections against your originals. Molded seals were done, but the project turned into a nightmare. Go to page 50 for more info.

## WINDSHIELD SEALS

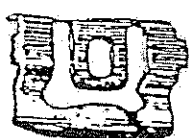

All are priced \$85.00. Enough for one windshield.

- W40 '55-'56 All with snap-in outer stainless top trim
- W37 '55-'56 All bottom
- W37 '55-'56 All top & bottom if no snap-in top trim
- W37 '57-'59 All top except Imperial
- W39 '57-'59 All bottom except Imperial
- W37 '57-'63 All Imperial
- W37 '60-'64 All C-body
- W44 '63-'66 A-body bottom except cvt
- W45 '63-'66 A-body top except cvt.
- W44 '63-'66 A-body cvt.
- W83 '64-'65 B-body top
- W84 '64-'65 B-body bottom
- W47 '68-'70 A-body
- W52A "chrome" lockstrip for W44, W45, W46 \$24 ea.
- W123 '66-'68 C-body, '67-'68 Imp. top
- W124 '66-'68 C-body, '67-'68 Imp. bottom


## BACKGLASS SEALS

All are priced \$85.00. Enough for one backglass.

- W40 '55-'56 All w/ inside metal trim & outer snapin trim, top and bottom
- W85 '55-'56 All w/o inside metal trim but, with outer snap-in trim, top and bottom
- W86 '55up All bottom w/ snap-in outer trim & straight rear edge of package shelf under weatherstrip lip
- W85 '57-'59 Top w/ snap-in outer trim & no inside trim
- W40 '57-'59 Chrys., Des. top with outer snap-in trim & inside trim
- W38 '57-'62 All bottom w/o snap-in outer trim
- W37 '60-'62 C-body top
- W28 '60-'66 Imperial Lebaron
- W50 '63-'64 Chrysler top
- W51 '63-'64 Chrysler bottom
- W45 '63 Dart, '63-'66 Val. HT & Sdn. top
- W46 '63 Dart, '63-'66 Val. HT & Sdn. bottom
- W42 '64-'66 Dart all bodies HT & Sdn. top
- W43 '64-'66 Dart all bodies HT & Sdn. bottom
- W48 '68-'69 A-body HT bottom
- W49 '68-'69 A-body HT top
- W52 "Chrome" lockstrip for W45, W46, W44, \$24each



507. w/shield & rear window reveal mldg. clip. side & upper: Dodge, Ply., Dart '67, '68



506. Windshield outside mldg. retainer. '68/ Chrys. prod.

**NEW!** Super windshield and backglass seals. One piece high quality highly detailed seals with molded corners. All are priced \$90each.

All are for HTs. & Sdns unless otherwise noted.

### WINDSHIELD SEALS

WS103 '62-'63 Dodge/Ply. B-body  
 WS102 '63-'66 Dart/Val. HTs, Sdns  
 '64-'66 Barracuda  
 WS100 '64 Belvedere, Fury, Savoy,  
 Dodge 330/440, Polara/500,  
 WS100 '65 Belvedere, Coronet,  
 Satellite  
 WS104\* '66-'70 Dodge B-body Cvt's,  
 Plymouth B-body Cvt's  
 WS101 '68-'70 Belvedere, Charger,  
 Coronet, Roadrunner, Satellite,  
 Superbee  
 WS101 '69 Daytona, '70 Superbird

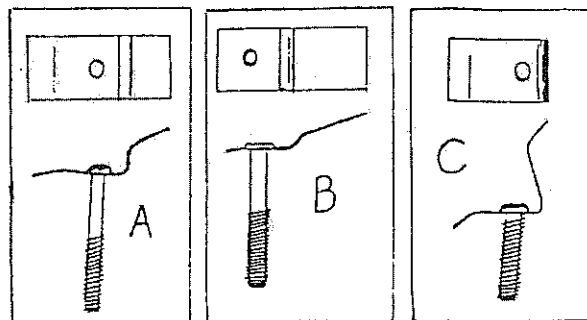
### BACKGLASS SEALS

WS102R '64-'66 Barracuda,  
 WS100R '64-'65 Belvedere, Coronet,  
 Dodge 2dHTs, Fury, Ply. 2dHTs,  
 Polara, Satellite 2dHTs & Sdns.

### EVERSEAL GLASS SETTING TAPE

Easy to install, this tape retains its strength and flexibility indefinitely. If a light oil is applied to it or the sidewalls of the channel, installation is made simpler and the tape will swell after setting and provide a permanent cushion for the glass.

Cat. #	Thickness	Width	Cost per Ft.
ES15116	1/16"	1-1/2"	.35¢
ES15132	1/32"	1-1/2"	.25¢
ES15332	3/32"	1-1/2"	.45¢
ES15364	3/64"	1-1/2"	.30¢



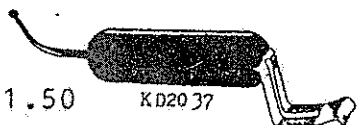
#490 '57-'59 all except Imperial windshield & backglass lower molding fastener. Complete set of 16 ... \$34.00  
 A. Windshield center 5 clips ... \$2.25 ea.  
 B. Windshield end clips (4) ... \$2.25 ea.  
 C. Backglass: all 7 are the same ... \$2.25 ea.

### TOOLS AND SUPPLIES



A special handle and insert tool for installing self locking one piece rubber. Also excellent for installing rubber channels with a lip. Insert tool between the locking lip and its groove. Then, by moving the tool along the groove, the rubber lip locks in position.

\$21.50



\$11.50

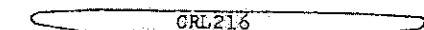
KD2037

One end of this tool spreads rubber zipper type gaskets. The other end removes "standard" Chrysler clips.



Inserts the locking strip around windshields and other windows.

\$15.25



Plastic insert tool eases installation of glass into rubber channels and gaskets. Tapered ends slip in easily, and tool won't chip or scratch glass. Also good for tooling sealants.

\$1.50



GP228

Tool designed to speed closing of self-sealing windshield and back glass rubber.

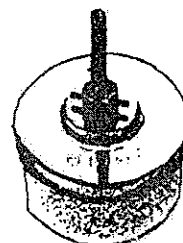
\$13.25

### CONTACT CEMENT

A high quality fast drying general trim adhesive used to glue leather, weatherstrips, vinyl, carpet etc.  
 AD102A Quart \$6.70 AD102B Pint \$4.10

### GLASS POLISHING ASSEMBLY

Complete with 1/4" shank.



Made of highest quality white Spanish felt. 3 inch diameter by 1 1/2 inch thick. Wheel should be trued before each operation by gently running on medium grade sandpaper.

5703 \$28.50

### CERIUM OXIDE


High quality, optical grade polishing compound.

CO405 \$8.75



*It just had to happen--blank space to fill and nothing to put here. So, let me take this opportunity to remind you once again to send in your cores for gas and brake pedals, gap fillers, colum seals etc. with your order. Sure cuts down on a lot of hassle. Be sure to check out the new reproduction lenses and chrome. Really nice stuff!*  
*A note on this page. Some of these tools may not be available much longer and those that are available seem to be made of gold when I order them. I'll try to keep them in stock.*

# DECALS



(226)

Illustrations are not actual size

227. '58 & later Auto Pilot. Alum.



(227)

233. '55 300 fr. & rear medallion. Set




300H seat belt sticker \$3.00  
3 color embossed foil



222. Fuel filter, '59 & later

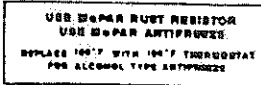


232. Jack base sticker.




(228)

228. Spin-on filter. Paper.



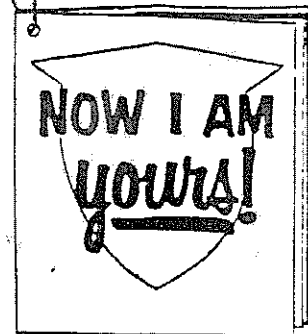
(219) 219. Core support.



(220) 220. Cor support.



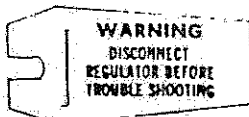
(221) 221. Core support



(269) 269. '56 Chrysler booklet

218. Core support.

(218)

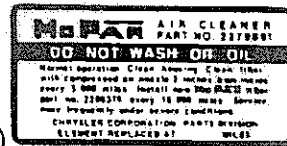


262. Red tag for all alternators



(223)

223. '57-'62 single, '57 dual




(216)

216. '63 & later single carb.



225. All with ram manifold.


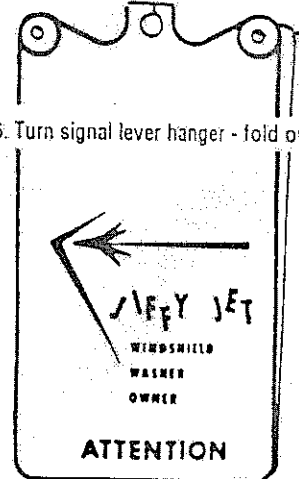


224. '58, '59, '62 dual carbs.



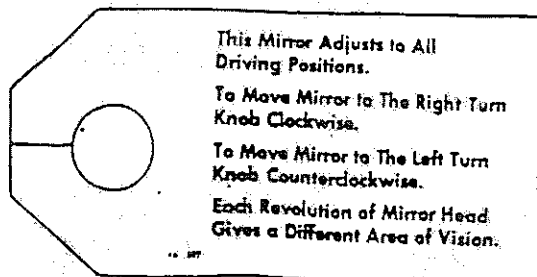
260. Back light decal all A/C cars

266. Turn signal lever hanger - fold out




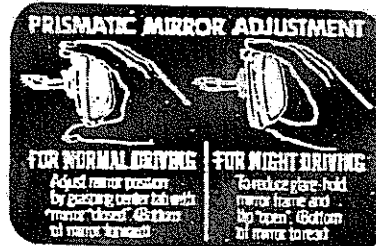
261. '60, '61 glove box decal

MAPS




(270) 270. '58, '59 remote control mirror tag.

229. Gen. field term. tag. Red paper 231. Gen. condensor wire tag. Red paper



(266)



265. '60 windshield reservoir stickers



335A. Golden Lion 383

335B. golden Lion 413


'59-'61 Chrysler valve cover decals



## Decals !

Excellent reproductions, clear printing, neatly cut edges. Many not found elsewhere (until they copy these!) See pages 37 & 38 in catalog for more. Most decals are shown smaller than actual size.

Replacement for stamped printing on coils. These are printed on clear stock as an easy way to have your coil look original without all the mess and expense of trying to ink stamp it. According to the parts books #570 is for '56-'58, #571 is for '59-'63, and #572 is for '64 and up. Many of the #570 versions have been seen on cars later than '58, so you be the judge of which you want. Doesn't seem to be any distinct cutoff dates.




#587A - A sticker for battery to give it a more original look. This one is for the big battery (series 27) for years '56-'58. 6 1/4" x 3 3/4" ..... \$5.00

#587B - Same as above, but for smaller battery (series 24) ..... 6 1/4" x 3 3/4" ..... \$5.00

#588A - '59-'62 battery sticker for 27 series 6 1/4" x 3 3/4" ..... \$5.00

#588B - Same as above for 24 series. 6 1/4" x 3 3/4" ..... \$5.00



Note: New cars were not delivered with MoPar batteries! The MoPar stickers were on replacement batteries. Also there doesn't seem to be a consensus as to exactly what years the different stickers were on, so which ever one turns you on basically.

BAT. 12V. DIST. USE WITH EXTERNAL RESISTOR  
PART NO. 1688212  
AUTO-LITE CAH-4001


#570 - \$4.00

BAT. 12V. DIST. USE WITH EXTERNAL RESISTOR  
2444242  
CH-412  
2495531


#572 - \$4.00

BAT. 12V. DIST. USE WITH EXTERNAL RESISTOR  
PART NO. 2095223  
ESSEX 67-160-2  
MADE IN USA.


#571 - \$4.00



#574 - Small oil bath air cleaner decal used on '55-'56, but not the "bat wing" units..... \$4.00



#575 - '56 and earlier power steering pump reservoir..... \$3.00



#573 - Large oil bath air cleaner decal used on almost everything from '37-'54 ..... \$4.50



#577 - '56 and earlier (maybe a year or two later) oil filler cap (this was taken off an original '56 DeSoto) ..... \$4.00



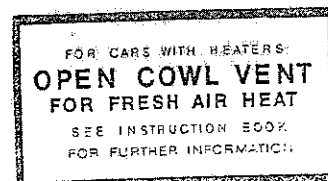
#582 - '57-'58 oil filter canister... \$3.00



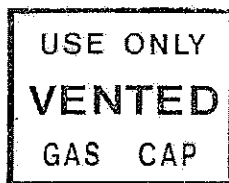
#576 - '56 and earlier crankcase breather (oil filler tube) cap..... \$4.00




#581 - '55-'56 oil filter canister..... \$3.00



#580 - '55-'56 attached to inside of glove box door... \$3.50



#579 - '55-'56 gas door. .... \$3.50



#584 - '62 dual carb air cleaners-slightly different wording than #224, but same size..... \$2.00



#583 - '59 Plymouth air cleaner.....\$6.00



#592 - Decal for Imperial trunk lid handle. '57-'59 (see CHR 76, page 47 for new handle) ..... larger than actual size ... \$4.00



Your car has been equipped with four Goodyear Captive-Air safety tires. Because you have this special equipment, there is no requirement for a spare tire. Service instructions and the guarantee covering these tires has been placed in the glove box of your car. You may consult this literature or your dealer for further information.

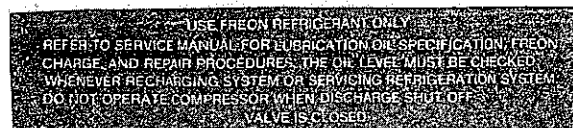
#586 - Sticker found on a '60 Chrysler driver's door opening (by Jatch plate) for Captive air tires..... 3 3/4" x 3 3/4" ..... \$7.00

These tires were commonly used on to line 9 passenger Station Wagons in '59 and a few later years and probably earlier.

If your '57-'58 wagon doesn't have a provision for a spare, that's the clue - it had captive-air tires.

**CAUTION**  
BOOSTER OR BATTERY NEG (-) CABLE MUST GO TO NEG(-) & POS(+) TO POS (+) DISCONNECT BATTERY CABLES BEFORE USING CHARGER.

#585 - '60 and later battery caution label for core support. This one is a little thinner and slightly different. Layout than #221 .....\$3.00



#589 - Red on foil sticker for early A/C compressor (not V type) '55 era ..... \$6.00



#578 - '55 and maybe earlier coil. .... \$4.00

'59 Dodge valve cover decals  
#533



**D•500**

# WARNING


DO NOT SHORT ANY  
TERMINALS TO GROUND

**WARNING**

C33 2098300

#473 Decal for early  
alternator voltage  
regulators

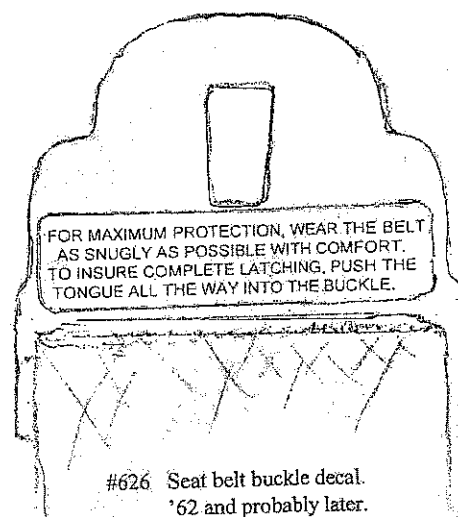
## SUPER RED RAM



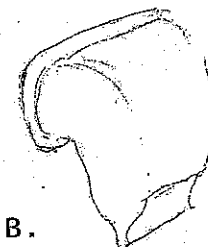
#599 - At last! No more pain in the \*\*\* ink stamps to mess with. These yellow on clear stickers replace those original ink inspection stamps. They look great on black, so no problem on other colors. Cut right to the border for clean appearance. \$9.00 set of 3

#594 - Rare and unique decal found on top of heater case on car equipped with dealer added MoPar A/C ..... This was a '60, but my guess would be '57-'64 ... 4 1/2" x 3" .... \$7.00

#593 - '55-'57 Dodge hemi valve cover.  
11 1/4" long .... \$18.00 set of 2



#626 Seat belt buckle decal.  
'62 and probably later.  
\$2.00



#41 B.

Early '57 car owners!  
Do your heater drains look something like this? Or do you have some crusty remnants of rubber clinging on an oval ring that snaps onto the hole? You're in luck! No, I can't reproduce the original type -- out of sight expensive. So, I made a slightly larger version of #41 (see catalog page #23.) This is what was used on most '57's and continued through '64 (because they worked!) Just drill two holes, bend in the upper edge of the hole a little and pop them in. Order #41B same price as #41

**UN-ZIP REAR WINDOW  
BEFORE LOWERING TOP**

#596 - Another rare and unique sticker. Black on silver sticker goes on convertible windshield header (top) trim..... \$5.00



#597 - '59-'62 Imperial valve cover sticker  
\$18.00 set

**IMPERIAL**

#598 - '63-'66 Imperial valve cover sticker  
\$14.00 set  
Note: Not totally certain on the cutoff year on #597 or the starting year on #598. I'm sure you Imperial nuts know! These are real nice crisp quality, not like some others I've seen.

**WIPER - WASH  
LIGHTS - PANEL  
TUNING  
IGNITION  
OFF ON VOL**

#595 - Black on clear set of stickers to replace painted printing on '60 Chrysler dash aluminum. Scratched and dented originals can be carefully restored with some care pressing out dents and then duplicating the brushed look with 80 grit sandpaper carefully applied in one direction. These individually cut stickers look just like the Original printed words once firmly applied. It will be a little tricky getting them perfectly straight so I'm sending two sets with each order..... \$6.00

19 \$5.00

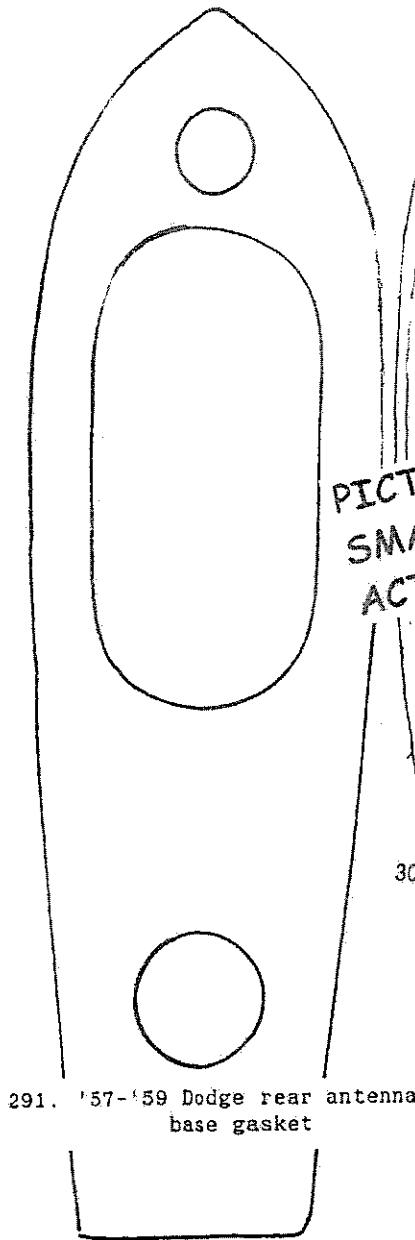
### JACKING INSTRUCTIONS FOR "SURE-GRIP" DIFFERENTIAL

When one rear wheel is raised from the ground, be sure the engine is shut off. Before raising a rear wheel, always have the diagonally opposite wheel blocked against forward or backward motion.

# GASKETS

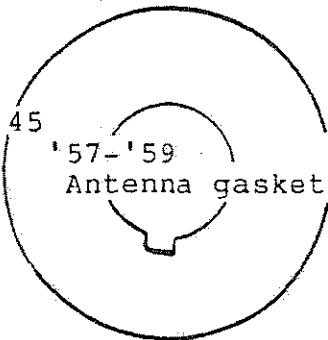
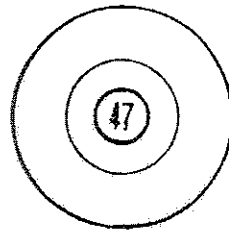
etc.

PICTURED ABOUT 10%  
SMALLER THAN  
ACTUAL SIZE

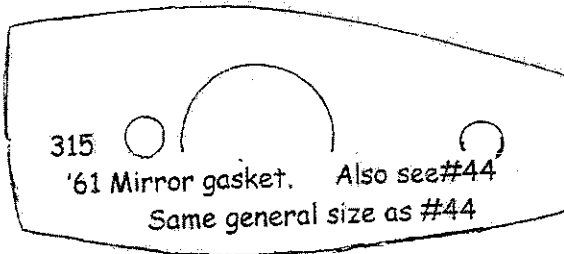


291. '57-'59 Dodge rear antenna base gasket

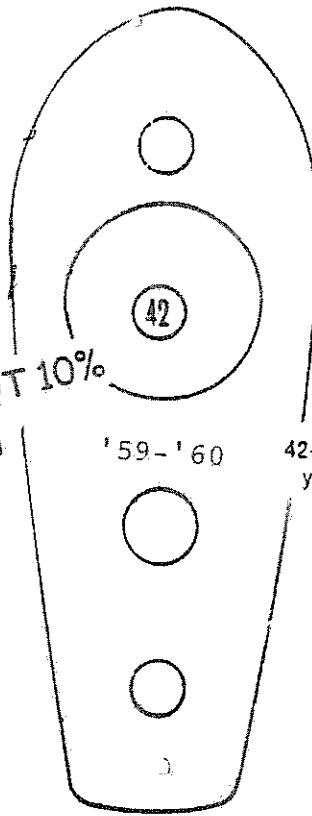
301. '57-'58 Plymouth, Dodge mirror gasket



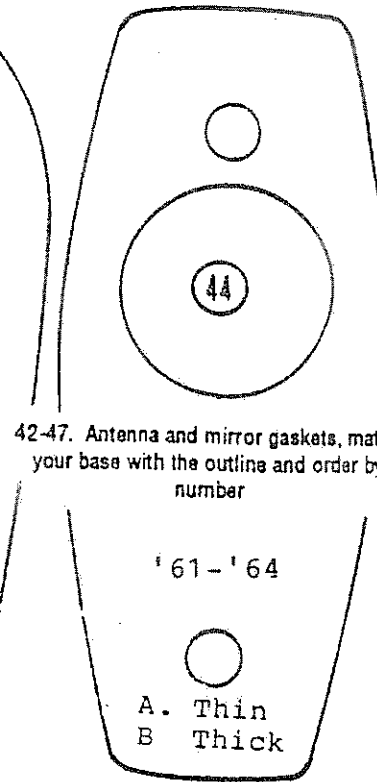
'57-'59 Antenna gasket



315 '61 Mirror gasket. Also see #44  
Same general size as #44



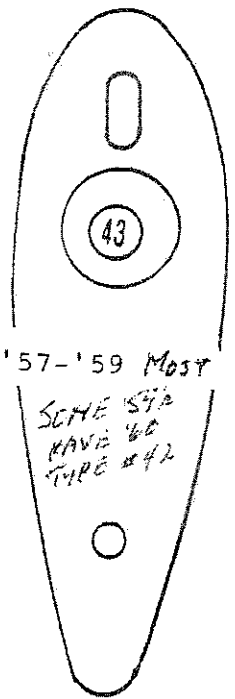
'59-'60



42-47. Antenna and mirror gaskets, match your base with the outline and order by number

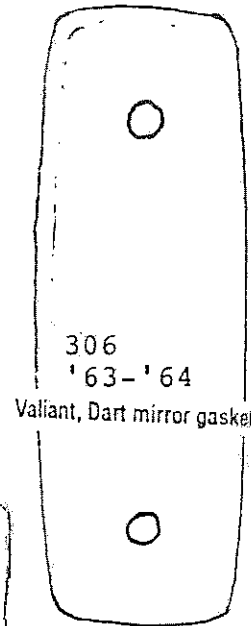
'61-'64

A. Thin  
B. Thick



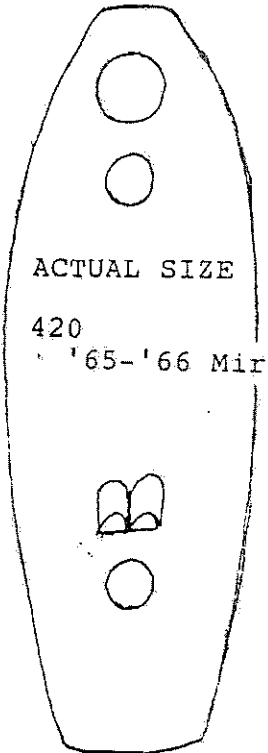
'57-'59 Most

SOME SIZE  
HAVE 60  
TYPE #42



306  
'63-'64

Valiant, Dart mirror gasket



ACTUAL SIZE

420  
'65-'66 Mir:

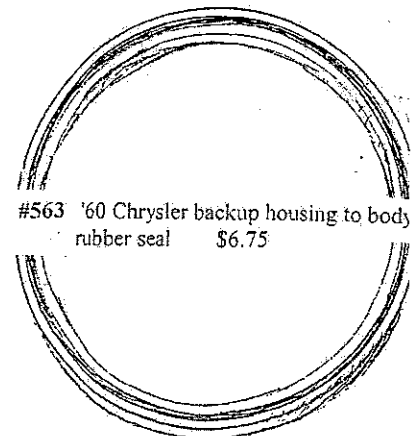
W106

Rubber edging  
(actual size)

Goes around edge of metal spare tire cover '57-'62. Many general uses  
see #W107 \$1.70/ft

W30

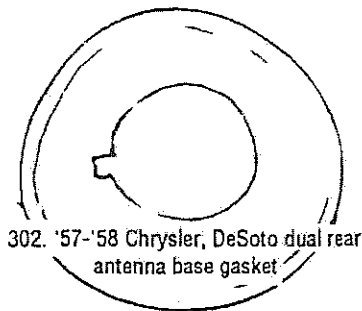
'57-'58 Chrysler. Special seal between tail light filler and bumper \$8.90pr



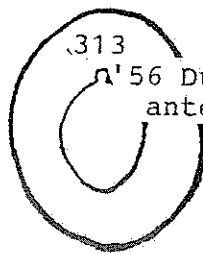
#563 '60 Chrysler backup housing to body rubber seal \$6.75

MORE ON NEXT PAGE

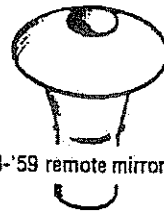
# REMOTE MIRROR & ANTENNA GROMMETS



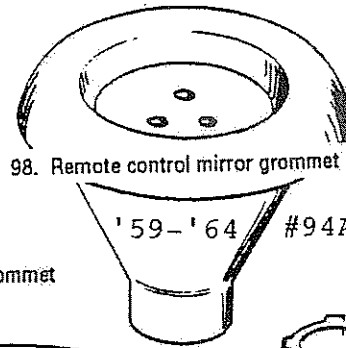
302. '57-'58 Chrysler, DeSoto dual rear antenna base gasket



313 '56 Dual rear antenna gasket



205. '58-'59 remote mirror grommet

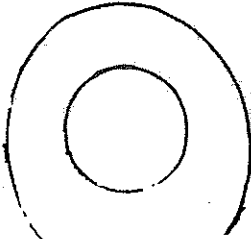


98. Remote control mirror grommet

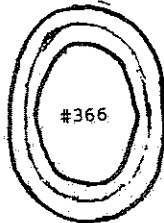
'59-'64

#94A Manual antenna base bushing '57-'59

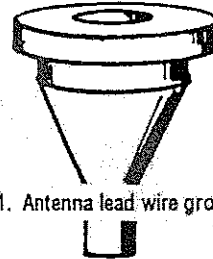
#94B New! repro plastic base (dotted line)



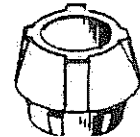
288. '55 Antenna base gasket.



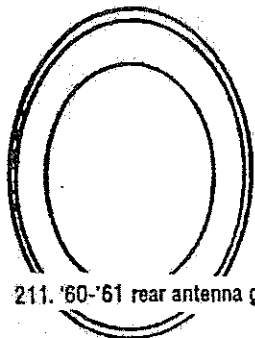
#366 '61-'63 Imp. headlight rear stanchion



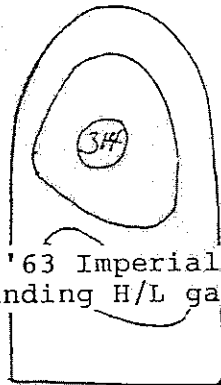
51. Antenna lead wire grommet '57-'59



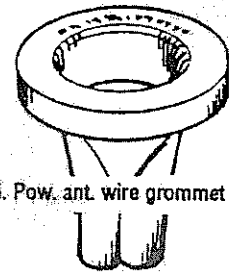
96. Antenna lead wire grommet '55, '56



211. '60-'61 rear antenna gasket



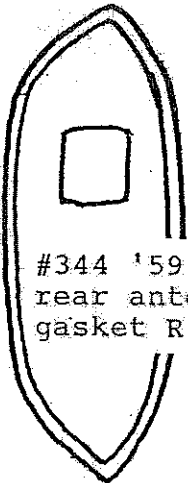
314 '61-'63 Imperial Standing H/L gasket




235. Pow. ant. wire grommet '57-'59



234. Man. antenna wire grommet '65



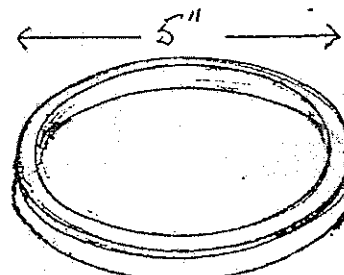
#344 '59 Desoto rear antenna base gasket R & L



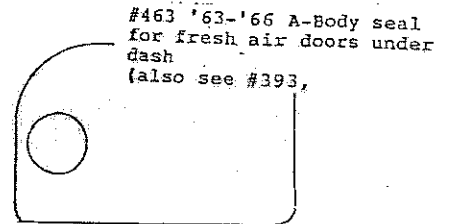
W131 Rubber edging for '64 Dart, Dodge, Chrysler taillight housings and other applications. \$1.50 ft.

'62 Chrysler T/L housing seal (Rubber on edge of chrome housing)

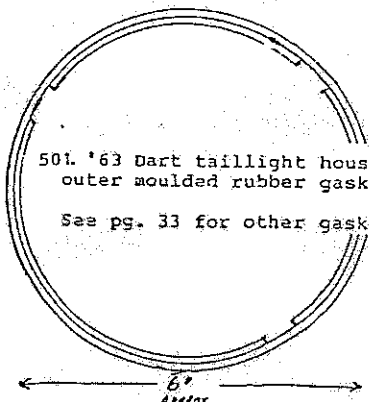
258




#465 '59 Dodge taillight housing to body seal. (Rubber seal on outer edge)



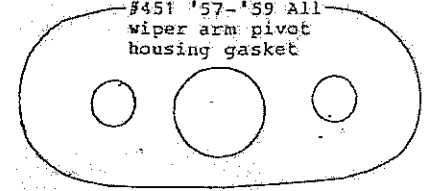
#463 '63-'66 A-Body seal for fresh air doors under dash (also see #393,



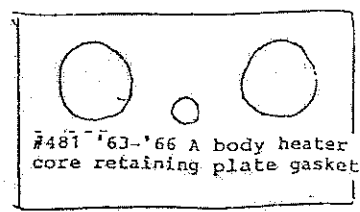
501. '63 Dart taillight housing outer moulded rubber gasket. See pg. 33 for other gaskets.



Rubber edging general use- see #W106 \$1.80/ft



#451 '57-'59 All wiper arm pivot housing gasket



#481 '63-'66 A body heater core retaining plate gasket

# LENS AND HOUSING GASKETS

Tired of cutting out strips of cheap junk to seal your lenses? Here's the cure: Die cut gaskets made from high quality gray sponge neoprene. This 3/16" material fits, seals and lasts.

## TAIL LIGHT LENS GASKETS

TG28	'50 DeSoto	\$2.50
TG1	'55 Chrysler	\$3.00
TG29	'56 DeSoto	\$3.50
TG30	'56 Plymouth	\$3.00
TG2	'56 Chrysler	\$3.50
TG3	'57 Chrysler	\$3.50
TG25	'58-'59 DeSoto, 6 required	\$1.65
TG36	'57-'59 Imperial	\$2.50
TG4	'58 Chrysler	\$3.50
TG32	'58 Dodge	\$2.50
TG10	'58 Plymouth	\$2.50
TG5	'59 Chrysler	\$2.50
TG38	'59 DeSoto	\$2.50
6 needed including backup lens		
TG39	'59 Dodge	\$3.00
TG11	'59 Plymouth 3-lens	\$3.50
TG6	'60 Chrysler	\$3.50
TG16	'60 Dodge	\$3.00
TG7	'61 Chrysler	\$4.00
TG34	'61 Imperial front	\$2.50
TG35	'61 Imperial rear	\$2.50
TG8	'62 Chrysler	\$3.50
TG37	'62 Imperial	\$2.50
TG33	'62 Plymouth	\$2.50
TG12A	'63 Dart inner	\$2.50
TG12B	'63 Dart outer	\$1.90
TG17	'64 Chrysler	\$2.75
TG9	'64-'65 Barracuda	\$2.75
TG31	'64 Dodge B-body	\$3.00
TG13	'64 Dart	\$2.50
TG14	'65-'66 Dart	\$2.50
TG9	'65 Valiant	\$2.50
TG15	'66 Valiant	\$2.50
TG27	'66 Valiant reflector	\$2.00
TG18	'68 Charger	\$2.50
TG23	'68 Dart	\$2.80
TG21	'68 Satellite	\$3.25
TG24	'69 Coronet	\$3.00
TG22	'69 Road Runner	\$3.50
TG20	'70 Charger	\$3.00
TG19	'70 Coronet	\$3.00

## LICENSE LIGHT GASKETS

LG1	'57-'58 Chrysler	\$2.50
LG1	'57-'58 DeSoto	\$2.50
LG5	'57-'58 Imperial	\$2.50
LG2	'59 All makes exc. Imperial	\$2.50
LG3	'60-'62 Chrysler	\$2.50
LG3	'60-'61 DeSoto	\$2.50
LG6	'61 Imperial	\$2.50
LG4	'62 Plymouth	\$2.50
LG7	'64 Plymouth	\$2.50

## PARKING LIGHT LENS GASKETS

PG1	'55-'56 Chrysler 300	\$2.50
PG9	'55-'56 Imperial	\$2.50
PG30	'56 Chrysler New Yorker	\$2.50
PG2	'57 Chrysler	\$2.50
PG5	'57 DeSoto	\$2.50
PG2	'58-'59 Chrysler 300	\$2.50
PG33	'58 Dodge	\$2.60
PG10	'58 Plymouth	\$2.50
PG34	'59 Chrysler New Yorker	\$2.25
PG6	'59 DeSoto	\$2.50
PG27	'59 Imperial	\$2.50
PG3	'60 Chrysler	\$2.50
PG29	'60 DeSoto	\$2.50
PG7	'60 Dodge	\$2.50
PG4	'61-'62 Chrysler	\$2.60
PG28	'61-'62 Chrysler housing	\$2.00
PG4	'61 DeSoto	\$2.50
PG32	'62 Plymouth	\$2.50
PG11	'63-'64 Chrysler	\$2.50
PG14	'63-'64 Dart	\$2.00
PG15	'63-'64 Dart housing	\$1.75
PG11	'63 Plymouth	\$2.50
PG16	'65 Dart	\$2.50
PG8	'65 Valiant	\$2.50
PG17	'66 Dart	\$2.75
PG13	'66 Valiant	\$2.50
PG22	'68 Dart	\$2.50
PG18	'68 Satellite	\$2.50
PG24	'69 Chrysler	\$2.50
PG20	'69 Barracuda	\$2.50
PG23	'69 Dart	\$2.50
PG18	'69 Road Runner	\$2.50
PG26	'70 Challenger	\$2.50
PG21	'70 Coronet	\$2.50
PG19	'70-'72 Duster	\$2.50
PG25	'73-'74 Duster	\$2.50

## BULK GENERAL PURPOSE GASKET MATERIAL

1/16" neoprene impregnated, sq/in	\$0.06
3/16" gray sponge neoprene, sq/in	\$0.05
3/16" black sponge neoprene, sq/in	\$0.05
1/2" black sponge neoprene, sq/in	\$0.07
1" black sponge neoprene, sq/in	\$0.10

Please specify the size you need. I've priced it per square inch so you only buy what you need.

# **BACKUP LIGHT LENS GASKET**

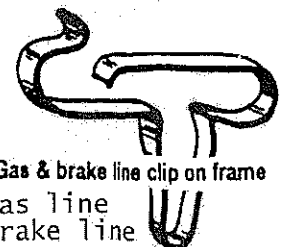
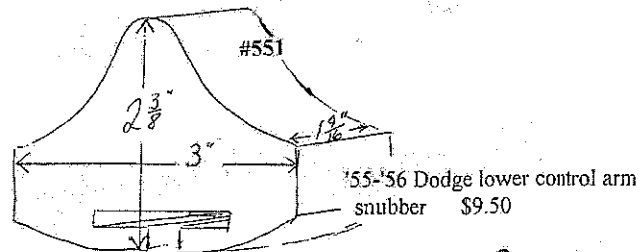
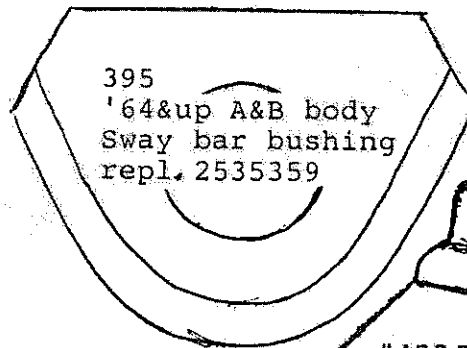
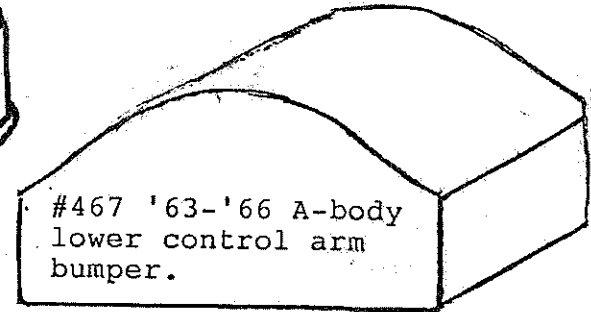
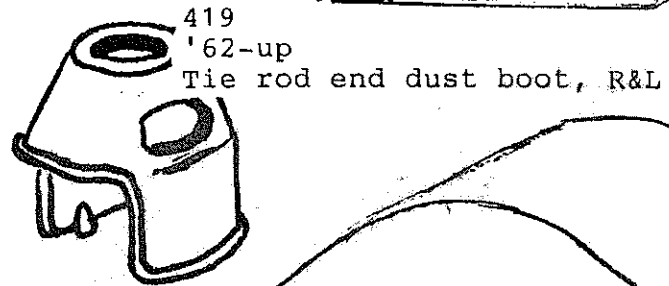
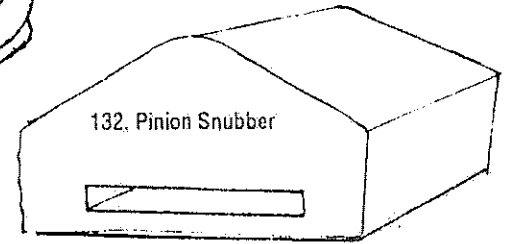
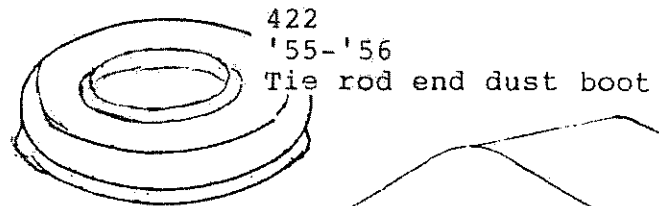
BG6	'55 Imperial	\$2.50
6	'56 Crown Limo	\$2.50
TG29	'56 Desoto	\$2.50
BG5	'56 Imperial	\$2.50
BG13	'56 Plymouth	\$2.50
TG25	'57-'58 Desoto	\$1.75
BG14	'57-'59 Imperial	\$2.50
BG1	'59 Chrysler	\$2.50
TG38	'59 DeSoto	\$2.50
BG2	'60 Chrysler	\$2.25
BG16	'60-'62 Imperial	\$3.00
BG3	'61 Chrysler	\$2.25
BG9	'62 Chrysler	\$2.75
BG15	'62 Dodge	\$2.50
BG7	'63-'64 Dart	\$2.50
BG4	'64-'65 barracuda	\$2.50
BG17	'64 Plymouth	\$3.00
BG4	'65 Valiant	\$2.50
BG11	'66 Valiant	\$1.75
BG12	'66 Valiant hsg	\$3.50
BG10	'69 Charger	\$2.50

# **TAIL LIGHT HOUSING-TO-BODY GASKETS**

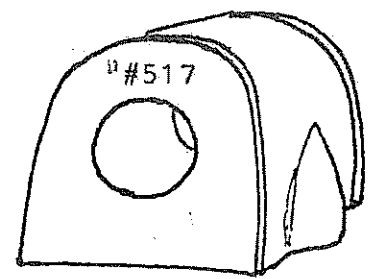
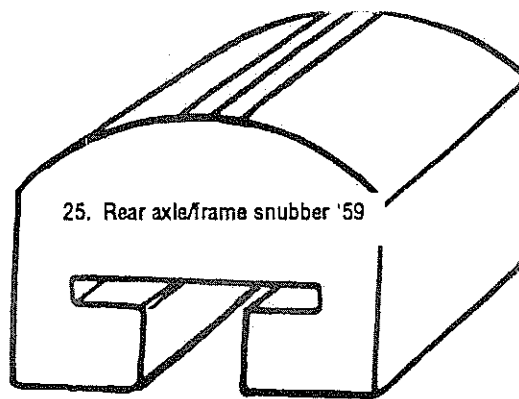
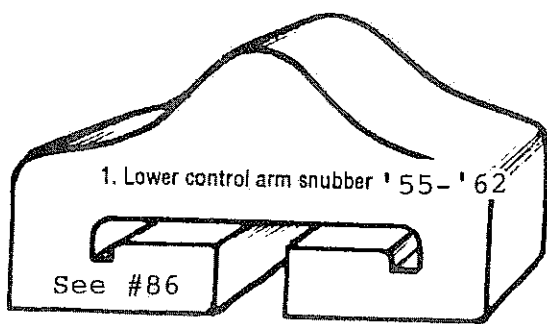
HG1	'55 Chrysler	\$2.00
HG6	'56 Chrysler	\$2.50
HG22	'56 Desoto	\$1.25
HG2	'57-'58 Chrysler	\$1.25
HG23	'57-'58 DeS. <u>Needs 6 ea.</u>	\$1.25
HG15	'58 Imperial	\$2.25
HG3	'59 Chrysler	\$1.50
HG25	'59 Desoto <u>Needs 6 ea</u>	\$1.50
HG4	'60 Chrysler	\$2.00
HG28	'60-'62 Imperial	\$4.00
	bu/hsg-body	
HG5	'61 Chrysler	\$3.50
HG9	'Chrys.lamp Fix.to hsg	\$2.00
HG2	'61 Chrysler. Fix to Bdy	\$2.00
HG7	'62 Chrysler	\$3.00
HG8	'62 Chrysler	\$2.00
	bu/hsg-body	
HG24A	'63 Dodge (large)	\$3.50
HG24B	'63 Dodge (small)	\$2.00
HG11	'63 Dart	\$2.50
HG27	'63-'64 Dart	\$2.25
	bu/hsg-body	
HG10	'64 Chrysler	\$1.50
HG26	'64 Dodge (moulded)	\$6.50
HG12	'64 Dart	\$2.50
HG13	'56 Dart	\$2.50
HG30	'66 Dart (moulded)	\$6.50
HG29	'65 Satellite	\$3.50
HG21	'65 Valiant	\$3.00
HG14	'66 Valiant	\$2.50
HG20	'68 Dart	\$3.50
HG18	'68 Satellite	\$3..50
HG18	'68 Roadrunner	\$3.50
HG19	'69 Roadrunner	\$3.50
HG17	'70 Challenger	\$5.50
HG16	Coronet	\$3.50

# **SUSPENSION**

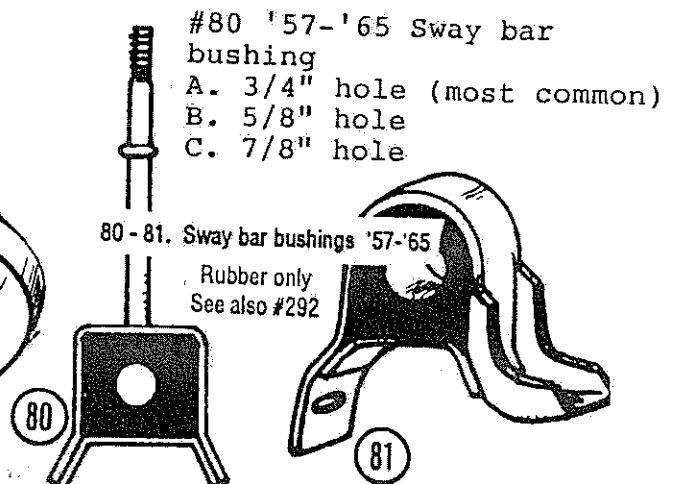
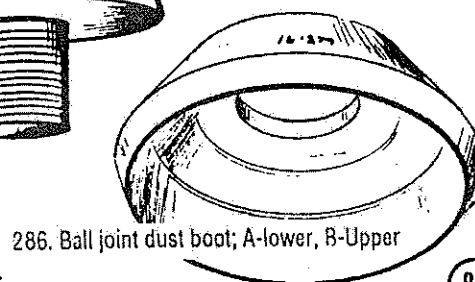
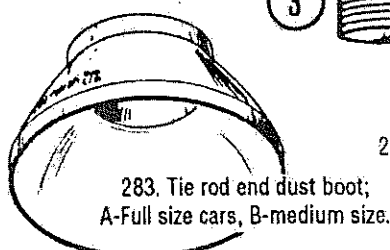
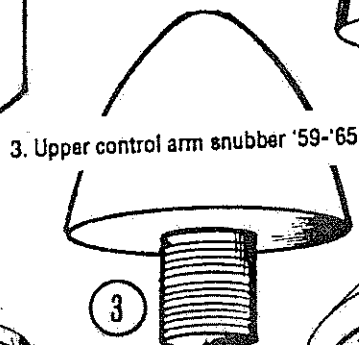
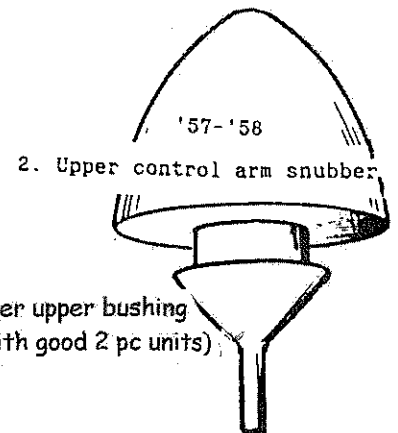
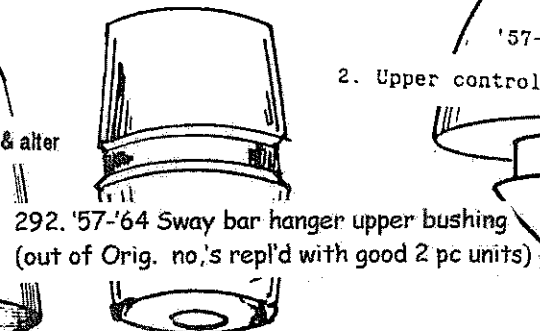
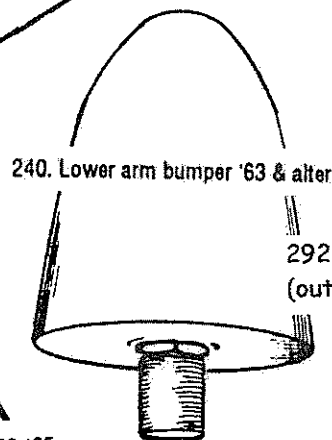
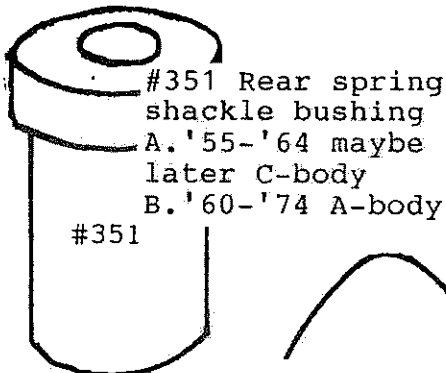
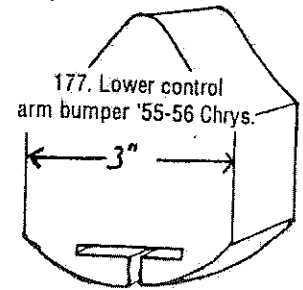
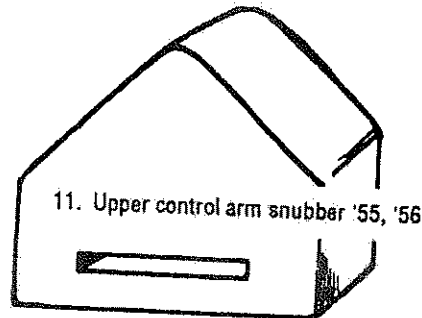
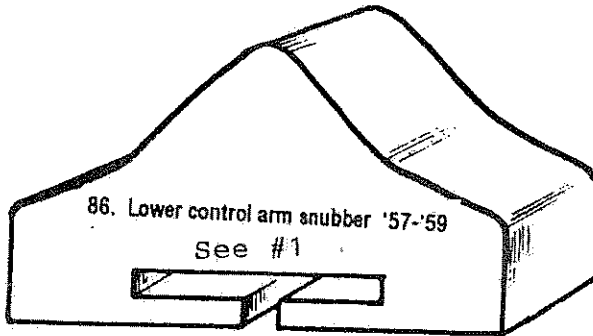
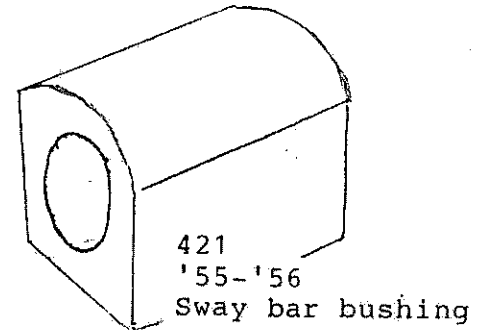
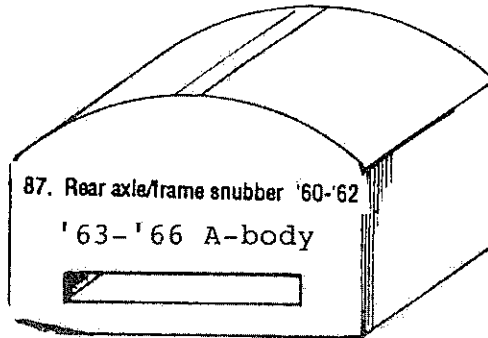
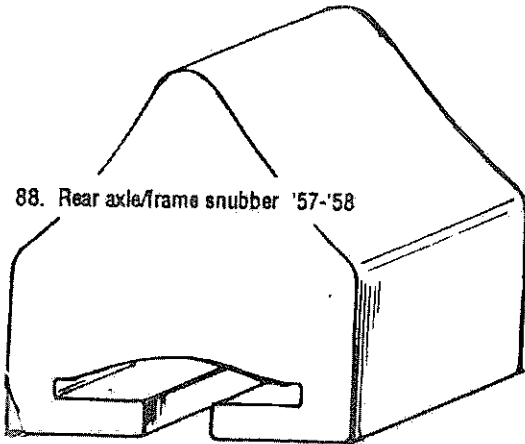
## **FRAME & BRAKE PARTS**



MORE ON NEXT PAGE



#517  
'55-'56 Sway bar bushing





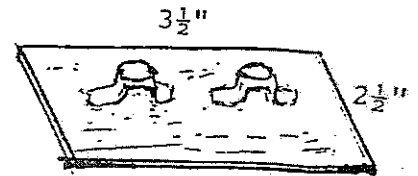
## BRAKE PARTS

'57-'62 lockhead brakes

11"x2" brake shoes \$36.00 per axle set.

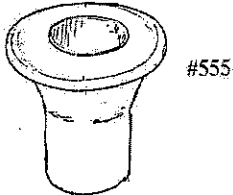
#605 '57-'59 except Imperial  
gas tank filler tube top  
seal. \$12.00

#527

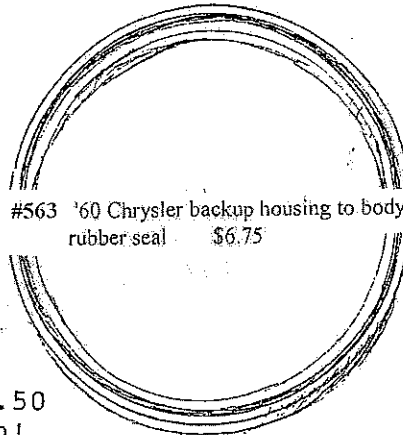


'57-'62 Brake hoses fr & rr  
\$19.50 each

'55 Chrys. brake hoses fr & rr  
\$19.50 each



'66 A-body lic. wire grommet \$3.50  
Two small holes. Will need to  
be split to install wires and super  
glued back together.



#563 '60 Chrysler backup housing to body  
rubber seal \$6.75

A. 2 button rear spring interliner  
reproduced in very hard urethane to  
simulate original canvas type with  
metal buttons. Used on early ('50s  
& early '60s) cars.

B. 2 button done in very hard  
black urethane to duplicate orig.  
on later cars.

C. Single oval button interliner  
used on early cars reproduced in  
very hard black urethane.

GREASE SEALS ALL \$4.50  
Super bargain!

'56-'62 exc. Imp. front drum

'63-'70 all front (state make,  
model, disc, and drum.)

### UPPER & LOWER CONTROL ARM BUSHINGS

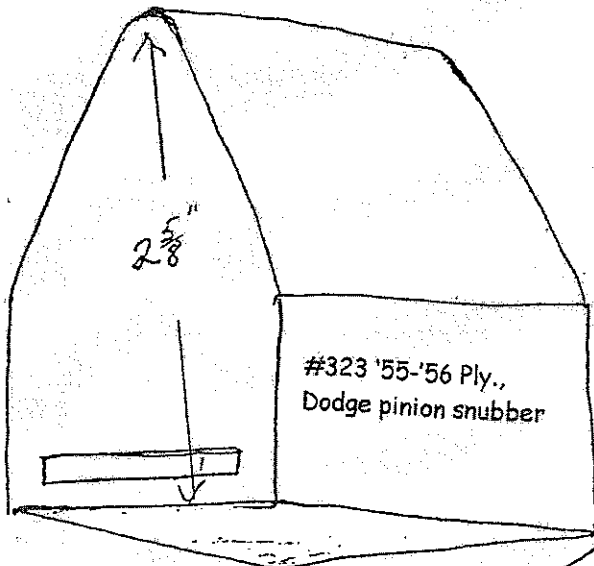
#523 '58-'62 low priced C-body  
'63-'64 All C-body lower

#525 '62-'76 A-body, lower  
'62-'71 B-body, lower  
'70-'74 E-body, lower

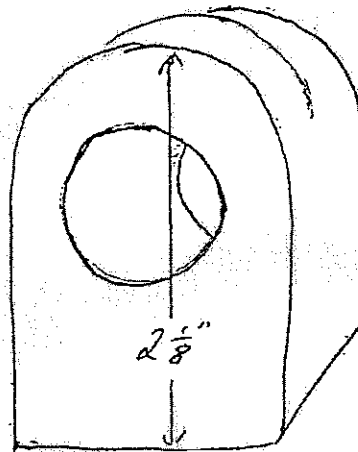
#526 '65-'73 C-body, upper

355. Heavy duty strut rod bushing kit  
(both sides included)

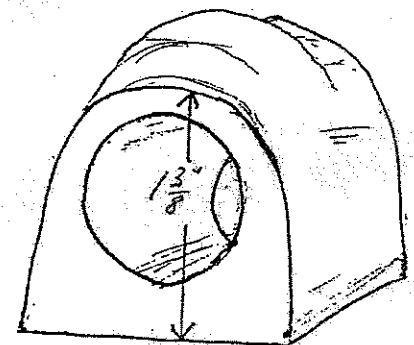
- A. '57-'64 Chrys., Desoto, Imp. All  
'57-'64 Ply., Dodge all exc. A-Body  
'65 B-Body, '60-'62 A-Body
- B. '66-'73 B-Body, '65-'73 Imp.  
'70-'73 E-Body
- C. '65-'73 Fury, '65-'73 Chrysler  
'65-'73 Monaco, Polara, Custom 880
- D. '63-'73 A-body



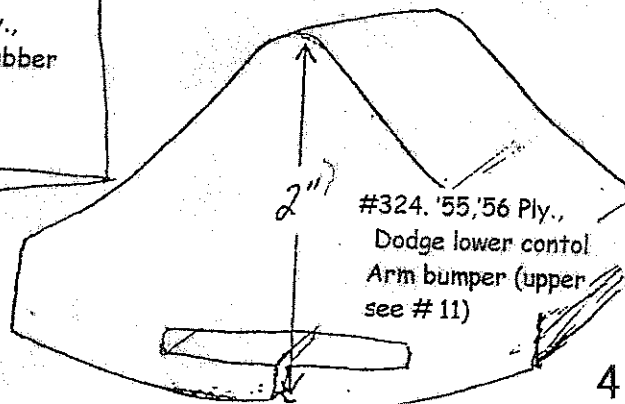
#323 '55-'56 Ply.,  
Dodge pinion snubber



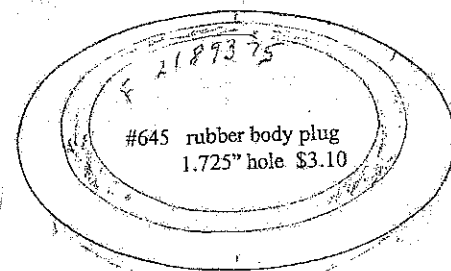
151,71-72 B-body  
sway bar bushing



#325 '67-'68 Imp  
Sway Bar bushing



#324. '55-'56 Ply.,  
Dodge lower control  
arm bumper (upper  
see # 11)



#645 rubber body plug  
1.725" hole \$3.10

# ONE PIECE WINDSHIELD & BACK GLASS SEALS WITH MOLDED CORNERS


Sorry to bring bad news on the molded corner windshield seals. I had several made after years of frustration. The extrusions were great, quality was great except the corners could have been a little better, but all in all really good EXCEPT--apparently most of them were made with the extrusions too long. Better than too short I guess, but a problem none the less. The real bad news is that the company has basically either been giving me empty promises or completely ignoring me for better than a year. I've lost more money than I care to think about and can't continue to do so. I only have seals left for the cars listed below. With a rare possible exception, the extrusions will be too long, so I have reduced the price to \$150 each instead of \$185. I've been told by many restoration shops that the extra length isn't a big problem. They just cut off the extra near one corner and use window weld to butt the ends together when installing the glass.

- WS-1 '57-'59 All except Imperial windshields seal  
WS-2 '60-'64 All C-body except Imperial windshield seal  
BS-2 '60-'62 Chrysler, '60-'61 Desoto 2 door hard top large back glass.

Extrusions without molded corners are on page 39. These have worked for years. A pain to work with to be sure, but can be done with a little patience, a helper and window weld.

## NEW CHROME IN STOCK!!!

- CHR110 '55-'56 chrys., Des., convt. 8 pc. visor bracket set.  
CHR111 '55-'56 Dodge, Ply. convt. 8 pc. visor bracket set.  
(Clearing the '55-'56 visor bracket sets out for less than the replacement cost (\$320.00) NOW \$260.00/set!  
CHR112 '57-'58 Chrys., Des. dual rear antenna base \$55.00each  
CHR113 '56 Dodge dual rear antenna base \$55.00each  
CHR114 '57 Fury script-Chrome with checkered "F" \$80.00each  
CHR115 '60-'61 swivel seat switch bezel & knob. (not done yet but will be soon) ask for price  
CHR116 '59 Dodge 500 gold & chrome emblem (will be completed soon) \$130.00 estimate  
CHR117 '60 Chrysler back-up light housing \$85.00each  
CHR118 '62 "300H" for trunk \$70.00/set  
CHR36 '58, '60-'61 wheel cover center domes \$75.00each (Beautiful repro. made with studs installed to ease assembly.)  
CHR119 '57 300 & Imperial wheel cover dome "ears". \$17.00each  
CHR78 '60-'61 swivel seat release handles \$32.00  
CHR28 '60-'61 300 side medallions bezels are now in stock \$110.00each  
CHR120 '60 300 grill bars \$300.00/set  
CHR2-7 '57-'61 side medallion numbers and letters always in stock! \$76.00per/side  
#542 '57-61 side medallions-injection molded plastic in steel dies, not poured urethane! Always in stock! \$60.00each

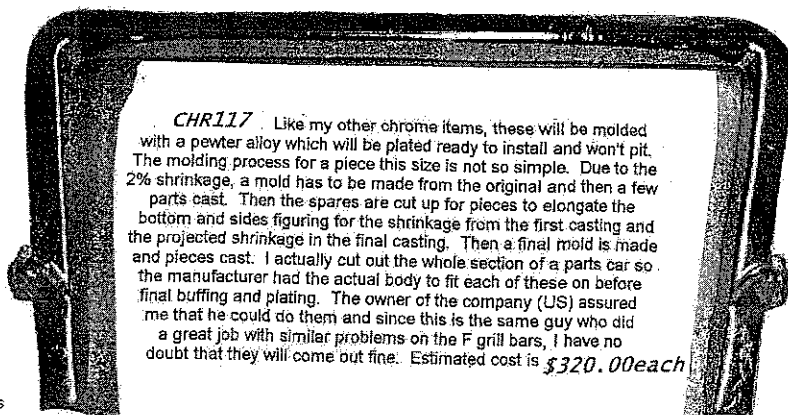


'55-'56 Chrysler 300 and New Yorker door armrest bases and pads.

Bases are molded hard urethane (consistency of plastic). They will need to be sanded, primed and painted. Arm rest pads are redone with new dense foam pad and vinyl covered as original. Send your original pads to reuse the steel cores. Colors other than black and 300 beige: You will have to send enough vinyl to use. Important Note: The bases were very hard to mold due to the limited availability of good originals. The right side original was quite nice; the best left side out of six available was warped very badly and the process of straightening it out and doing some "body work" on it resulted in shrinkage--enough that the steel base for the pad has to be shortened a bit. There was even some refitting needed on the good right side. So: If you order bases and pads I will fit them so you will have a simple screw on operation once you paint them. If you only order pads I will leave them alone assuming you have decent original bases.

'55 Note: The one piece molded '55 armrests all are turning into goo and have been for decades. Vinyl dye won't work. Remolding them as done originally isn't impossible, it's just not affordable. The '56 bases and pads look almost identical and thus are a great replacement. The stainless trim from the '55 pads will work on the '56 units. The only problem at this time is coming up with the steel cores for the pads. I'm working on this, but they're not available yet. If you can make your own, I will drill the holes for the attaching screws and fine tune them to fit. Will mail you a pattern if need be. Stainless trim is not included

708 Pads-pair \$65  
709 Molded bases \$80



CHR117 Like my other chrome items, these will be molded with a pewter alloy which will be plated ready to install and won't pit. The molding process for a piece this size is not so simple. Due to the 2% shrinkage, a mold has to be made from the original and then a few parts cast. Then the spares are cut up for pieces to elongate the bottom and sides figuring for the shrinkage from the first casting and the projected shrinkage in the final casting. Then a final mold is made and pieces cast. I actually cut out the whole section of a parts car so the manufacturer had the actual body to fit each of these on before final buffing and plating. The owner of the company (US) assured me that he could do them and since this is the same guy who did a great job with similar problems on the F grill bars, I have no doubt that they will come out fine. Estimated cost is \$320.00each

Update--They are on the way via FedEx as of 5/5/10. I expect them any day, but have to get the catalog to the printer. The manufacturer assured me that they are beautiful. I estimated the cost at \$300, but they came in a bit higher. Still a great deal at \$320 especially compared to the one on eBay that went for over \$500!

# NEW REPRODUCTION CHROME PARTS

Replace your old pitted chrome with new parts for about the same price as rechroming. The difference is these are high quality special alloy reproductions that won't pit!

Here's the complete list of parts being reproduced now. No, they are not all done yet; I expect completion soon. Those marked with an \* are done and they are beautiful. Keep in mind that these are not crude sand cast brass; they are high quality molded alloy parts which are chrome or 24K gold plated and are ready to install. You'll love them or your money back.

Listed according to year

CHR17*	'55-'56 "CHRYSLER" 300 nose letters, set	\$120.00
CHR18*	'55 300 front emblem	135.00
CHR19*	'55 300 rear emblem	155.00
CHR71*	'55 C69, C70 "IMPERIAL" deck lid script	80.00
CHR68*	'55-'56 "CHRYSLER" dash panel script	34.00
CHR66*	'55 "DODGE" hood and trunk script	54.00
CHR57*	'55-'56 "DE SOTO" hood and trunk letters, set	105.00
CHR58*	'55-'56 DeSoto roof or quarter medallion base	43.00
CHR83*	'55 "CHRYSLER 300" quarter panel trim, set	160.00
CHR72*	'55-'56 "IMPERIAL" dash panel script	34.00
CHR94*	'55 "DELUXE" script [use with CHR73]	32.00
CHR73*	'56 "NEW YORKER" fender script	57.00
CHR74	'56 "IMPERIAL" rear door or quarter letters, set	
CHR84*	'56 "CHRYSLER 300B" quarter panel trim, set	165.00
CHR104*	DeSoto "SPORTSMAN", 6.25in long, gold	55.00
CHR69*	'56 Chrysler interior and front fender ornament [shield], gold/paint detail	55.00
CHR69*	'57-'58 Chrysler, non-300, dash ornament [shield], gold/paint detail	55.00
CHR64*	'56 Plymouth Forward Look quarter panel ornament, two-tone chrome	60.00
	May be used on other lines	
CHR63	'56 "DODGE" hood script	
CHR20*	'56 300 front emblem	135.00
CHR21*	'56 300 rear emblem	155.00
CHR27*	'57-'59 300 side medallion bezel	85.00
CHR29*	'57-'58 300 trunk medallion bezel, 2pcs.	140.00
CHR30	'57-'59 300 brake air scoop bezel, L or R	
CHR31*	'57-'59 300 brake air scoop bezel extension, L or R	95.00
CHR32*	'59 300 trunk medallion bezel, 2pcs.	150.00
CHR33*	'57-'59 all makes Sta/Wgn rear seat lift handle	24.00
CHR34*	'57-'59 interior small "FIREFLITE" script	45.00
CHR35*	'57-'59 interior small "ADVENTURER" script <del>GOLD</del>	75.00
CHR1*	'57-'59 300 "CHRYSLER" hood letters, set	120.00
CHR2*	'57-'61 300 "300" side medallion numbers, each side	57.00
CHR3*	'57 300 letter "C" for side medallion	19.00
CHR4*	'58 300 letter "D" for side medallion	19.00
CHR5*	'59 300 letter "E" for side medallion	19.00
CHR6*	'60 300 letter "F" for side medallion	19.00
CHR7*	'61 300 letter "G" for side medallion	19.00
CHR8*	'57-'58 glovebox door medallion base	32.00
CHR9*	'57-'59 Chrysler, DeSoto inside door handle, L or R	45.00
CHR10A*	'56-'60 "ADVENTURER" quarter panel script, gold	105.00
CHR10B*	'56-'60 "ADVENTURER" quarter panel script, chrome	80.00
CHR11*	'56-'60 "FIREFLITE" fender script	95.00
SUNVISOR MOUNTING PLATES [CHR12-CHR16]		
CHR12*	'57 all makes, exc. cvt., L or R	35.00
CHR13*	'58-'59 all makes cvt., L or R	35.00
CHR14*	'58-'59 all makes, exc. cvt., L or R	35.00
CHR15*	'60-'64 all makes, exc. cvt., L or R	35.00
CHR15*	'65-'66 A-body, exc. cvt., L or R	35.00
CHR16*	'60-'64 all makes C-body cvt., L or R	40.00
CHR22*	'57-'58 "DESOTO" hood letters, gold, set	115.00
CHR23*	'57-'58 "DESOTO" trunk letters, gold, set	105.00
CHR65*	'56-'57 DeSoto Adventurer quarter panel Forward Look, chrome/gold	95.00
CHR107*	'57 DeSoto lower rear quarter pinchweld trim--cars w/o bumper ext'ns	85.00

See page 50 for new items!

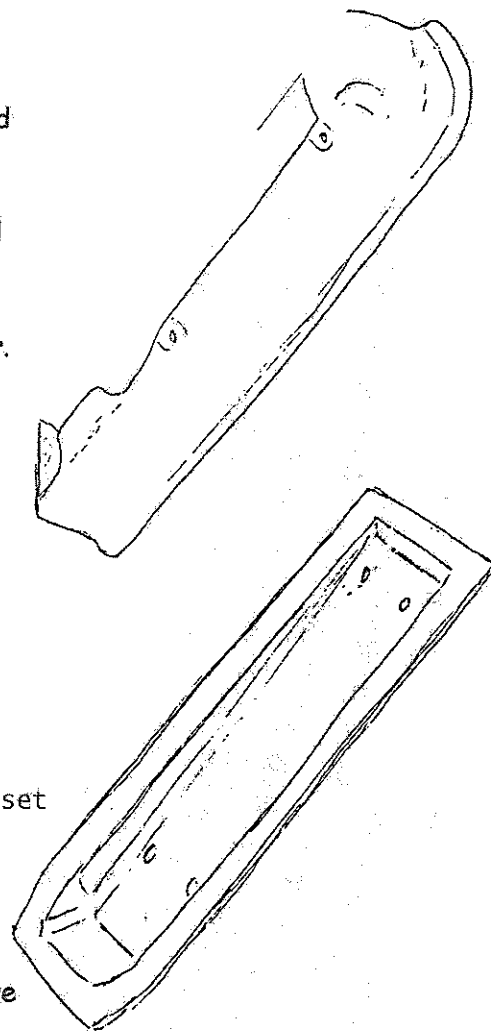

CHR24*	'57 DeSoto front fender side ornament	\$ 75.00
CHR70*	'57 "CHRYSLER" decklid name plate	85.00
CHR96*	'57-'58 "CHRYSLER" dash script	75.00
CHR69*	'56 Chrysler interior and front fender ornament [shield]	55.00
CHR69*	'57-'59 Chrysler non-300 dash ornament [shield]	55.00
CHR75*	'57-'59 "IMPERIAL" fender and trunk script	90.00
CHR76	'57-'59 Imperial trunk lid handle and decal	75.00
CHR79*	'57 "DODGE" hood letters, gold	95.00
CHR80*	'57 "DODGE" trunk letters, chrome	95.00
CHR99*	'57 Dodge "D500" ornament	130.00
CHR81*	'57-'59 Imperial crown over headlights, gold	50.00
CHR88*	'57-'59 all makes fender mount antenna base	32.00
CHR89*	'57-'59 nut used with CHR88 for power antenna	18.00
CHR90	'57-'58 Chrysler, DeSoto rear antenna base	
CHR91*	'57 "NEW YORKER" fender script	95.00
CHR86	'57-'59 all makes cvt. top latch	
CHR109*	'58 Dodge D500 emblem	135.00
CHR93*	'58 "NEW YORKER" fender script	110.00
CHR87*	'58-'64 "300" interior numbers, set	55.00
CHR36*	'58, '61-'63 300 wheel cover center dome	80.00
CHR100*	'59 300E "300" hood numbers	65.00
CHR101*	'59 300E "300" trunk numbers	70.00
CHR25*	'59 "DESOTO" hood and trunk letters	95.00
CHR26*	'59 DeSoto Firelite quarter panel emblem bezel	60.00
CHR106*	'59 DeSoto Sta/Wgn tailgate "EXPLORER" script	70.00
CHR60*	'59 Plymouth "V" on trunk lid	35.00
CHR61	'59 Dodge trunk and fender ornament	
CHR62*	'59 Dodge trunk letters, set	82.00
CHR85*	'59 DeSoto fender top ornament	115.00
CHR77*	'59 swivel seat release handle	32.00
CHR105*	'60 DeSoto interior "ADVENTURER" script	28.00
CHR37*	'60 "CHRYSLER" hood script, gold	65.00
CHR38*	'60 Chrysler trunk lid handle	39.00
CHR78*	'60-'61 swivel seat release handle	32.00
CHR59*	'60 "CHRYSLER" script and shield under trunk	110.00
CHR97*	'60 Plymouth "SONORAMIC COMMAND POWER" emblem	110.00
CHR67*	'60-'62 "NEW YORKER" glovebox script, gold	75.00
CHR103*	'60-'61 "CHRYSLER" glovebox script, gold	75.00
CHR82*	'61 "CHRYSLER" nameplate under trunk	90.00
CHR92*	'62-'63 Imperial nose ornament, 3pcs	180.00
CHR86	'63-'66 A-body cvt, top latch	
CHR56*	'63-'72 Pentastar ornament, right lower fender	24.00
CHR39*	'63 Dart "DODGE" hood letters	62.00
CHR40*	'63 Dart hood emblem bezel	34.00
CHR41*	'63 Dart "GT" fender ornament	53.00
CHR41*	'64 Dart "GT" roof panel ornament	53.00
CHR43*	'63-'64 Dart, Valiant park light bezel	72.00
CHR44*	'63 "DART" quarter panel script	42.00
CHR45*	'65-'66 Dart fancy "GT" roof panel ornament	65.00
CHR46*	'65 Dart "DODGE" hood script	42.00
CHR47*	'65-'66 "DART" quarter panel letters	50.00
CHR49*	'65 Dart GT "DODGE" trunk letters	57.00
CHR48*	'65 Dart GT lower fender and door ornament, L or R	42.00
CHR47*	'66 "DART" fender letters	50.00
CHR49*	'66 Dart "DODGE" hood letters	57.00
CHR50*	'66 Dart exc. GT "DODGE" script on trunk lid	54.00
CHR51*	'66 Dart 270 fender side [louvers] ornament	42.00
CHR108*	'66 Dart convert end pieces for top boot snap stud trim strip	46.00
CHR52*	'68 Dodge Coronet "DODGE" letters below trunk lid	75.00
CHR53*	'68 Dodge "CORONET 440" or "CORONET 500" on quarter panel	150.00
CHR54*	'68 Dodge Coronet "500" grille ornament	65.00
CHR55*	'68 Round side marker light bezels, flat or beveled	25.00
CHR95*	'68-'70 B-body manual antenna base	18.00

- #542 '57-'61 300 reproduction side medallions. Beautiful accurate duplicates of originals from a steel injection mold. All holes are drilled for letters and numbers. Chrome numbers and letters not included. New ones can be found on the reproduction chrome page 46.

### REPRODUCTION SEAT FRAME & FLOOR PLASTIC

Accurate vacuum formed black plastic. Beautiful duplicates of original hard to find parts.

- RP1 '57 Electric seat side covers. 2 door. except Imp. & Ply.  
(black Only) \$200.00/ set.
- RP2 '57-'58 Cover between electric-seat track and floor.  
27" long. All except Imp. & Ply. \$105.00/set
- RP3 '59 cover between electric-seat Track and floor. All  
except Imp. & Ply. \$105.00/set
- RP4 '57-'58 Imperial cover between electric-seat track and  
floor \$120.00/set
- RP5 '59-'61 Imperial cover between electric-seat track and  
floor \$100.00/set.
- RP6 '58, '59-'61 without swivel. Electric seat adjuster cover.  
\$120.00/set
- RP7 '59 swivel seat adjuster cover, with power seat.  
\$105.00/set
- RP8 '60-'61 swivel seat adjuster cover, with power seat.  
\$105.00/set
- RP9 '59-'61 swivel seat adjuster cover, with Manual seat.  
\$105.00/set
- RP10 '60-'61 300 swivel seat pivot bracket covers \$105.00/set
- RP11 '60-'61 All Except 300 swivel seat pivot bracket covers.  
\$105.00/set
- RP12 '60-'61 '60-'61 All swivel seat, with wire, except 300 wire  
bracket covers on seat frame. \$65.00/set



### New Speedometer & Tachometer Cables !

Original type flexible steel casing  
LIMITED QUANTITY NOS .... '62 & up A-body ... 60" long casing ... \$35.00

#### Generic lengths '61 and earlier

'56 & earlier Chrysler ... 79" ... \$38.00 each  
'57-'61 all ... 70" ... \$35.00 each

I'm very limited on samples for various years, so if you order with your original measurements of casing length, I'll make the cable to your specs.  
Price will be that of the nearest generic length.

#### Auto Pilot Cables

'58-'61 trans to unit ... 50" \$38.00  
'58-'64 unit to speedometer ... 29" \$25.00

Once again can make to your specs.  
All Trans to Auto Pilot housings and cables  
Are heavy duty size as original.

#### Tachometer Cables

'60-'62 300 tachometer cables, original extra large casing size ... \$40.00 each

## NEW REPRODUCTION LENSES

These are the highest quality available !

You'll be pleased or your money back !

The normal average 15% shipping will be excessive on most of these. You can guess lower or if you add 15%, I'll refund the difference.

### TAILLIGHT LENSES

#647	'55 Chrysler	\$125.00ea.
#648	'56 Chrysler	\$125.00ea.
#649	'57 Chrysler	\$240.00pr.
#650	'58 Chrysler	\$250.00pr.
#651	'59 Chrysler	\$125.00ea.
#652	'60 Chrysler	\$280.00pr.
#653	'61 Chrysler	\$250.00pr.
#654	'62 Chrysler	\$125.00ea.
#655	'57-'58 Desoto (set of 6 including back-up)	\$340.00set
#656	'59 Desoto (set of 6 including back-up)	\$340.00set
#657	'59 Imperial	\$100.00ea.
#658	'59 Dodge	\$70.00ea

### PARKING LENSES

#692	'55-'56 300	\$96.00pr.
#546	'57 Chrysler '57-'59 300	\$160.00pr.
#659	'58-'59 Chrysler	\$37.00ea.
#660	'60 Chrysler	\$96.00pr.
#661	'61-'62 Chrysler	\$110.00pr.
#694	'57 Dodge	\$105.00pr.
#693	'58 Plymouth	\$105.00pr.
#662	'58 Dodge	\$35.00ea.
#663	'59 Dodge	\$80.00ea.
#664	'57 Desoto	\$80.00ea.
#665	'58 Desoto	\$35.00ea.
#666	'59 Desoto	\$40.00ea.

### BACK-UP LENSES

#667	'55 Chrysler	\$45.00ea.
#668	'56 Chrysler	\$80.00ea.
#669	'57 Chrysler	\$100.00ea.
#670	'58 Chrysler	\$100.00ea.
#711	'59 Dodge	\$80.00ea
#671	'60 Chrysler	\$40.00ea.

### COURTESY LIGHT LENSES (dome)

#672	'55-'56 Chrysler HT	\$40.00ea.
#330	'57-'59 Chrysler, Desoto, Dodge, Ply. HT	\$38.00ea.
#673	'57-'59 Chrysler, Desoto, Ply., Dodge sedan & Stationwag.	\$40.00ea.
#548	'56-'64 Convertible, also console through '64	\$15.00ea
#547	'60 Chrysler HT	\$45.00ea.

### LICENSE PLATE LENSES

#674	'57-'58 Dodge	\$40.00ea
#675	'57-'58 Chrysler, Desoto	\$40.00ea.



# WASHER BAGS

New reproduction washer bags are in stock. As with some other items, this project has been years of frustration. The ones that are done are very nice. The ones with the nipples aren't done and likely won't be. Same for the '59 bags. The company which initially supplied great products in a very timely fashion turned sour in the middle of the projects and managed to rip me off for too much money to think about. Fortunately I did get lots of much needed bags, but the likelihood of getting more is very poor. A workable solution for the bags such as '64 A & B bodies and '61-'64 C bodies with the electric pump is to use the bags without the nipples using a cap with a hole for the hose to the washer pump.


**Quantity discount!** 3-5 bags--10% off, 6-10 bags--15% off, more than 10bags--20% off.



**541A** '55-'56 all, later trucks. \$70




**541B** '57-'58 all  
\$70




**541D** '60-'61 Dodge, Ply.  
full size cars  
Light gray  
\$65




**541E** '62-'64 full size cars  
Black  
\$65




**541C** '60-'63 A & B bodies  
Light gray  
\$65



- 686** New washer bag caps  
A. blank, no hole  
B. hole for hose  
C. threaded hole for valve  
'55-'56, '60-'63 A & B bodies  
All are \$12 each. \$8 with bag purchase



**690** NOS washer pump '61-'64  
\$95 (very limited quantity)



**#697** '55-'56 New reproduction  
of hard to find gray rubber pad  
for washer foot pedal. Slips over  
aluminum base. \$8.00



**687** Reproduction washer valve '55-'59 all,  
'60-'63 A & B bodies. These are very nice  
reproductions with a molded simulated  
metal "bottle cap" top painted green to look original;  
no rust, no leak!

\$25 each, \$20 each for more than one

**688** Washer hose  
A. Small size \$0.45/ft.  
B. Large size \$0.50/ft.



#### A NOTE ON RUBBER PARTS

virtually all the small rubber parts are made with room temperature curing urethane. This is the only economically feasible way to make so many different parts which are all very low demand, commercially speaking. They turn out very well and I'm always using the latest compounds available for the best quality. The weatherstrips are commercially made exclusively for me in the USA. They are made of the highest quality material available. Many have been in service for over 20 years and still good.

PLEASE NOTE: I can't make parts with steel cores unless you send me your original cores with your order so I can reuse the metal. Please do not send cores that are broken or have studs broken or missing. In such cases, burn off the rubber and repair the core before sending it. The exceptions to repairing are #127 and 128. Repairs on this thin steel usually result in the core not fitting in the mold. Since it is common for these pieces to be broken with pieces missing, I've had new steel made for both #127 and #128. Cost is \$5 each. I would rather use your old ones if they are good, but at least new ones are an option.

#### ORDERS AND PAYMENTS

Since most items are hand produced after I receive your order you really won't save much, if any, time by FAXING in an order. However, FAXING a copy of the order you put in the mail will at least give me a heads up on parts I need to make and could save some time. If you just have to have one or two parts in an emergency (like the car is almost together and you forgot to order a key part so you can continue) FAX the order and I'll do my best to get it out quickly. On any request such as this, remember to include your shipping address and phone number even if you are a repeat customer. Saves time and sometimes even a whole day. Remember, poor planning on your end is not an emergency on my end. Trying to get me on the phone is not very productive. I am usually running around (ok hobbling around these days) like some madman trying to get items made and shipped, so the phone is generally ignored. If you have a question, FAX it or, and I hate to say it, or email it. Please, and I'm begging here, try not to email or FAX asking questions that are already answered in the catalog. I'm a one man and one girl shop. Her job is trimming parts, filling orders, cutting out upholstery material etc. She also handles emails and FAXes, but taking up a good part of her day with communications really throws a monkey wrench in the works. I don't have a hood pad for a '64 Rambler, side trim for a Chevy or even any hard parts or trim pieces for '55 and later Chrysler products. Wish I did, but any I had are long gone. On the last page I've listed the few vendors who may be able to help you or steer you in the right direction. I don't keep track of who has what as this information changes quickly. The internet is certainly a great help in finding rare parts. Good old US mail is what I'm used to handling. The order arrives with your check and cores if needed and everything goes smoothly. If you are not sure exactly which part fits your car, just describe it and I'll sort it out (I'll even call you if necessary). I often catch wrong parts ordered for a specific model and change it. With this in mind, if your order contains parts for more than one car, please tell me so I won't assume you ordered the wrong part. Just guess on the money in that case and I'll refund or bill you the difference. Your personal check is fine with me. There is no reason to go through the trouble getting a money order or cashier's check. I do not go through the trouble of waiting for checks to clear to ship an order. Often an order will get to the customer before I even deposit the check. When the order comes, the check goes in an envelope for deposit and the order is marked paid. I make a deposit every week or two or even longer, so the check could be deposited the next day or a few weeks later; just depends on when it arrives. When your check clears has no bearing whatsoever on when your order is done and shipped.

Out of country checks or money orders must be in US funds. Personal Canadian checks are ok in US funds. Overseas checks should be international money orders. A new twist now is that the banks now charge \$5 for any check or money order that does not have a US bank routing number. So, you'll have to add this to your total. I am not set up to take credit cards, but can take payment through PayPal under my email address. I only ask that you add the 4% that PayPal charges me.

#### RETURNS

Simple--you don't like it, return it for a refund (naturally unused). However, unless I messed up you pay all shipping. "Shotgun" orders --ordering a bunch of parts in case you need them and then returning ones you don't use-- is not appreciated. It holds up everyone including you. Order what you need.

#### PRICES

All items are priced as fairly as possible. Over the last few years the prices of materials and manufacturing have gone up tremendously; many have almost doubled in less than 5 years! Catalog #8 was in print for more than 5 years and prices only went up a little. #9 was around for many years and I had to constantly try to keep up with increases, but I couldn't keep up with many things resulting in reality shock when I restocked. From the look of things, I'll continue to have trouble keeping up with prices in #10, so beware, I must warn you, prices are subject to change without notice. As a painful example, most of the reproduction chrome pieces, especially ones that are slow sellers, now cost more for new batches than the prices listed in the catalog. Actually, most of the chrome items are such slow sellers (some of the original batches are almost gone, but only after 20 years) that I can't see having another batch made. When they're gone, they're gone.

#### TERMS

The normal business routine is you send in your order with a check for the full amount unless arrangement are made in advance. Don't fret over thinking that you added a little part later and need to pay right away or that you have old prices. It's not worth the hassle. I will send a bill in the shipment. Since there are hundreds of old catalogs out there, you can bet that the prices are old if

you don't have either a real recent #9 catalog or #10. If there is huge increase from what you thought was the price, we will call you.

#### DELIVERY TIME AND SHIPPING

I ship Fedex when the cost is less than mail. Please note that Fedex can't deliver to a PO box number; I must have a street address. The order form states 15% shipping and handling. This works out most of the time, but on large orders will be excessive. Trunk panels, Firewall pads, seat upholstery, seat foam sets and other such items are oversize II and the costs keep going up. Oversize II is charged at 70 lb. rate even if it weighs only 20 lb., so it's a good idea to order all large items at once. Even a whole 300 interior and everything else I have for the car will usually ship for \$250 or less; don't send \$600! If you order \$1000 worth of expensive items like chrome and taillight lenses, it will not cost \$150 to ship. If the shipping seems excessive, it is. Send your best guess and I'll adjust it accordingly. Please allow 6-8 weeks for delivery. Most orders go in less than 4 weeks, but it depends on how busy things are at the time. Especially large orders can take longer, so if there is a group of parts you would like first to keep the project going, let me know and I will get them out earlier. Most 300 interiors even get shipped within two months, but lately the workload has been such that I have a hard time getting them done that quickly. Let me know your schedule and I can plan better for everyone. I can normally send out side panel kits, carpets, headliners etc. much sooner to keep you going if necessary. I generally am gone for two to three weeks in January and as late as March to visit my kids, grandkids and dad in LA and Arizona. I also attend the Chrysler 300 club meet wherever it is during the summer months. This is normally a two week trip. My wife is insisting that we travel a bit more and even take off some weekends. When I'm gone, things come to a halt for the most part. My helper is normally here and can ship some small parts, catalogs etc., but obviously these trips will put things behind a bit.

#### A PERSONAL NOTE

The last several years have been rough, both in business as I've lost several vendors resulting in the nightmare of trying to keep the parts coming and on a personal level. I've been at this for better than 35 years and most of that has been very long days mostly 7 days a week. I'm not as young as I used to be (no kidding) and the long hours without a break started taking a heavy toll. Fortunately, I got the right therapy (no, not mental) and I'm doing better. Have been having more medical trouble lately and the writing is on the wall. I will simply have to take more time off, exercise, relax etc. or face the consequences (and they aren't pleasant). I'm doing everything I can to get the shop more efficient so there is leisure time. Toward this end, I've also had to cut some services that were frustrating, time consuming and didn't pay. You can help by following the guideline above and letting me know what lead time you are dealing with on large orders. This saves time by allowing me to make batches of items instead of setting up for just one so I can try to keep some things in stock. I appreciate your taking the time to read through all this rattling on. I also thank you for your patience and patronage in the past.

Thanks again!

*Gary*

Here is a list of vendors for some items.

**Carpet** - other than the normal upholstery supply stores, Auto Custom Carpets is a good source for lots of color choices. The carpet is expensive, but good quality. They do have molded carpets available from about 1960 and later. Beware, some of the early molded carpets don't fit that well and have the wrong style heel pad. The limited feedback I've heard about them for early cut and sewn carpets is that they often aren't the original pattern and have such things as brass grommets for the dinner switch which don't fit over the switch etc. I do make the right heel pads for all the '55-'66 cars and have patterns for all these years. If you want to supply the carpet, I can make the heel pad and cut and sew it for you. The cost would be \$50 less than the carpet prices listed on page 4. I would need 5 yards of 40 inch wide carpet or two and a half yards of 80 inch wide carpet. 72 inch wide carpet doesn't help at all other than supply about a 32 inch wide piece of waste.  
A/C 1-800-633-2358 P.O. Box 1350 Anniston, AL 36202

**Misc. hard parts**, G&G Mopar 120 E. F St, Colton, CA 92324 (909) 825-1231, IC Auto 20813 52nd Ave. W. Lynnwood, WA 98036 (425) 672-8324, Andy Bernbaum 315 Franklin St, Newton, MA 02458 (617) 244-1119.

**convertible tops**. There are many top suppliers. Electron Tops has been highly recommended lately, but you have to have an upholstery shop order it for you and the price is high. Acme Auto Headlining is a good middle of the road supplier and the price is reasonable. Acme Auto Headlining 550 W. 16th St, Long Beach, CA 90813 (562) 437-0061.

**special upholstery materials**. SMS is almost the exclusive supplier these days, but very slow to say the least. I have patterns for many Chrysler New Yorkers, Imperials etc., but ordering and waiting for embossing on special cloths and vinyls messes up my schedule beyond belief. I just can't do in the middle any more. I will be more than happy to do your seats if you supply the material. I do still refinish my own leather when I need special colors and can save you some money compared to having SMS do it. SMS Auto Fabrics 350 S. Redwood St. Canby, OR 97013 (503) 263-3535.

**Molding clips** - I have a pretty good selection of clips in the catalog. I've had many made and try to stock enough of the available clips to fill your needs. Please keep in mind that the clips listed are the only ones I have. I don't have time to scour through supplier catalogs trying to find a specific clip and then often finding out that it's obsolete or that it doesn't fit after all. There are specialty fastener suppliers on the internet. They are your best bet if I don't have the specific clip. Even though I have had a few of the original type moldings clips made for specific applications, I still lean toward the generic ones that fit on the stainless trim and snap into the holes in the body. The reason is that if there is even just a real thin layer of filler around the holes the original body mounted clip won't stay in and will chip the filler and paint.



# GARY GOERS



## CLASSIC CAR INTERIOR RESTORATIONS



### NOTES

---

---

---

---

---


---

---

---

---

---



# PRICE LIST CATALOG #9 11/09

1. 12.20	57. 1.70	102E. 3.70	117. 15.75	159A. 1.25	202. 2.70	264. 1.35
2. 8.85	58. 1.50	102F. 11.55	118. 6.60	159B. 1.25	203. 2.50	265. 2.10
3. 10.10	59. 2.85	102G. 6.60	119. 17.00	162A. 6.65	204. 2.65	266. 3.50
4. 1.25	60. 33.50	102H. 6.60	120. 9.00	162B. 6.50	205. 3.50	267. 5.40
5. 1.25	61. 2.60	102 I. 3.65	121. 4.60	163. 9.75	206A. 7.50 pr	268. 3.55
6. 1.25	62. 8.65	102 J. 8.20	122. 3.65	164. 1.50	206B. 8.50 pr	269. 5.40
7. 2.25	63. 10.25	102K. 7.45	123. 2.00	165. 2.55	207. 2.50	270. 2.35
8. 2.25	64. 2.25	102L. 4.85	124. 14.65	167A. 1.00	208. 3.45	272A. 12.00 ea
9. 1.55	65. 37.20	102M. 7.15	125. 2.95	167B. 1.15	209. 3.45	272b. 12.00 ea
10. 1.55	66. 8.50	102N. 14.90	126. 15.00 pr	167C. 1.15	210. 8.00	273. 54.00
11. 12.10	67. 9.25	102O. 9.20	127. 35.00 pr	168. 7.60	211. 2.65	274. 4.20
12. 1.25	68. 14.00	102P. 19.40	128. 35.00 pr	169. 1.10	212. 2.65	275. 2.10
13. 2.20	69. 15.00	102Q. 10.00	129. 2.45	170. 1.10	213. 3.00	276. 2.85
14. 1.95	70. 10.90	102R. 10.00	130. 2.00	171A. .75	214. 52.00	277. 2.60
15. 2.05	71. 9.20	102S. 5.50	131. 2.50	171B. .75	215. 13.00	278. 6.85
16. 2.35	72. 15.40 pr	102T. 9.55	132. 10.50	173. 1.35	216. 3.00	280. 2.15
17A. 8.85 pr.	73. 24.40	102U. 11.85	133. 1.75	174A. 1.05	217. 3.50	281. 2.85
17B. 9.85 pr	74. 24.40	102V. 11.85	134. 1.75	174B. 1.05	218. 3.60	282. 2.10
18. 2.05	75. 10.50	102W. 9.50	135A. .35	175. .85	219. 3.00	283A. 2.10
19. 2.05	76. 22.40	102X. 8.95	135B. .35	176. .80	220. 2.50	283B. 2.10
20. 2.25	77. 35.40	102Y. 6.30	135C. .35	177. 22.00	221. 3.00	284. 26.70
21. 2.25	78. 1.95	102Z. 18.10	135D. .35	178A. .45	222. 1.95	285. 54.00
22. 1.75	79. 9.30	102AA. 7.75	135E. .35	178B. .45	223. 1.95	286A. 2.50
23. 2.65	80A. 7.30	102BB. 11.60	135F. .35	178C. .40	224. 1.95	286B. 2.50
24A. 10.65	80B. 7.30	102CC. 10.85	135G. .35	178D. .50	225. 1.80	287. 8.85
24B. 10.65	80C. 7.30	102DD. 7.30	135H. .30	179. 1.05	226. 19.25	288. 2.65
25. 12.20	81. 7.30	102EE. 11.30	135 I. .30	180A. .85	227. 6.65	289. 2.75
26. 2.25	82. 26.70	102FF. 6.90	135 J. .35	180B. .80	228. 2.00 ea	290. 1.25
27. 4.60	83. 25.85	102GG. 10.50	135K. .35	181. 7.90	229. 1.00	291. 3.95
28. 4.60	84. 26.70	102HH. 8.10	135L. .35	185A. .50	230. 1.00	292. 7.10
29. 4.60	85. 24.70	102 II. 11.90	135M. .35	185B. .45	231. 1.00	293. 13.80
30. 8.75	86. 12.30	102 JJ. 11.90	135N. .35	185C. .50	232. 1.60	294A. 2.50
31A. 1.25	87. 12.20	102KK. 12.50	136A. .30	185D. .50	233. 7.90	294B. 1.25
31B. 1.25	88. 13.20	102LL. 5.75	136B. .30	186. .85	234. 3.75	295. 9.50
32. 1.25	89. 5.50	102MM. 8.75	136C. .35	187. 7.25	235. 3.85	296. 3.10
33. 1.45	90. 18.45	102NN. 3.45	136D. .35	188. .85	236. 3.00	297. 7.75
34A. 42.00	91. 3.85	102OO. 3.45	137. 1.50	189A. 2.50	237. 2.65	298. 24.70
34B. 39.00	92. 2.65	102PP. 10.00	138. 1.25	189B. 2.30	238. 2.75	299. 7.25
35. 7.10	93. 16.00	102QQ. 4.85	139. 1.25	189D. 3.75	239. 2.65	300. 8.10
36. 4.05	94A. 2.85	102RR. 8.10	140. 2.25	190A. .85	240. 15.00	301. 2.50
37. 2.00	94B. 14.65	102SS. 5.85	141. 1.40	190B. .85	241. 7.80	302. 2.50
38. 14.25 pr	95. 2.65	102TT. 5.80	142A. 1.00	190C. .90	242. 1.75	303. 2.65
39. 25.50 pr	96. 2.80	102UU. 45.00	142B. 1.00	190D. .90	243. 1.10	304. 2.25
40. 2.75	97. 2.80	102VV. 45.00	143. 1.50	190E. .95	244. 4.60	305. 28.50
41. 5.50	98. 6.05	102WW. 11.30	144. 1.00	190F. 1.05	245. 1.05	306. 2.65
42. 2.50	99. 2.10	102XX. 6.75	145. .45	190G. 1.10	246. 2.00	307. 1.70 ft
43. 2.55	100A. 2.25	102YY. 4.10	146A. .65	190H. 1.15	247. 2.00	308. .75
44A. 2.50	100B. 2.25	102ZZ. 9.50	146B. .80	190 I. 1.20	248. 2.00	309A. 21.20 pr
44B. 3.00	101A. 1.40	103. 7.30	147A. .65	190 J. 1.25	249. 62.00	309B. 28.50 pr
45. 2.50	101B. .95	104. 2.80	147B. .95	191. 2.50	251. 3.50	310. 3.50
46. 2.50	101C. .95	105. 15.00	148. .95	192A. 6.00	252. 26.70	311. 2.20
47. 2.50	101D. 1.15	106. 15.00	149. 17.00	192B. 5.50	253. 24.70	312. 14.00 pr
48. 2.50	101E. 1.30	107. 15.80	150. 1.75	193. 2.50	254. 13.00	313. 2.50
49A. 3.60	101F. 1.50	108. 16.00	151. 7.30	194A. 5.20	255. 3.10	314. 2.95
49B. 4.05	101G. 1.65	109. 7.85	152. 1.00	194B. 4.30	256. 9.35 pr	315. 2.50
50. 2.20	101H. 1.75	110. 2.50	153. 1.75	195. 5.50	257. 28.50	316A. 16.20
51. 3.75	101 I. 1.25	111. 4.60	154. 1.20	196. 5.50	258. 20.50 pr	316B. 16.20
52. 3.05	101 J. 1.45	112. 10.10 pr	156A. 3.90	197. 11.25	259. 42.00	317A. 14.00
53. 2.15	102A. 5.50	113. 6.50	156B. 3.60	198. 3.65	260. 4.40	317B. 14.00
54. 2.00	102B. 7.85	114. 2.50	157. 13.40 pr	199. 2.50	261. 3.00	318A. 13.50
55. 2.50	102C. 3.65	115. 1.85	158. 10.25 pr	200. 2.60	262. 1.90	318B. 13.50
56. 1.50	102D. 5.85	116. 15.75		201. 2.65	263. 9.25	319. 6.75

320A.	2.70	371.	2.60	430.	.20	492A.	26.75 pr	MOLDING CLIPS	
320B.	8.50	372.	2.75	431.	.25	493.	1.55	2332.	.85
320C.	6.75	373.	2.60	432.	2.65	494.	1.80	2356.	.85
320D.	5.50	374.	2.60	433.	4.60	495.	1.75	2789.	.95
321.	5.45	375.	3.50 ft.	434.	4.60	496.	1.50	8386.	.85
322.	6.50	376.	2.60	435.	18.50 pr	497.	2.85	8398.	.60
323.	13.50	377.	2.60	436.	15.75 pr	498.	2.50	8399.	.70
324.	13.00	378.	7.50	437.	15.75 pr	499.	2.70	8400.	.95
325.	7.50	379.	8.50	438.	15.75 pr	500.	2.05	A12514.	.75
326.	32.00	380.	3.60	439.	2.40	501.	5.20	A12618.	1.05
327A.	16.50	382.	.75	440A.	18.50 pr	502.	22.00	A12619.	1.20
327B.	16.50	383.	.70	440B.	17.00 pr	504A.	.45	A12744.	.85
328.	35.80	384.	1.75	441.	18.75 pr	504B.	.50	A12752.	.95
329.	1.90	386.	.75	442.	26.50 pr	504C.	.55	A12943.	1.00
330.	38.00	387.	1.25	443.	2.50	505.	.15	A13164.	2.30
331.	1.75	388.	.45	444.	10.90	506.	.95	10794.	3.00
332.	2.10	389.	5.85	445.	3.80	507.	.90		
333.	20.00	390A.	16.50	446.	13.00 pr	508.	8.40		
334.	18.00	390B.	12.50	447.	13.00 pr	510.	12.00 ea		
335A.	20.25 pr	390C.	19.75	448.	3.75	511.	16.00 pr		
335B.	20.25 pr	391.	.65	449.	29.50	512.	18.00 pr		
336.	2.75	392.	15.00 ea	450A.	36.50	513.	16.00 pr		
337.	2.25	393.	4.75	450B.	36.50	514.	24.00 pr		
338.	2.95	394A.	5.25	451.	1.40	515.	6.00 pr		
339A.	4.50	394B.	4.25	452.	6.20	516.	7.00		
339B.	4.50	395.	7.65	453.	8.80	517.	7.00		
339C.	4.50	396.	1.00	454.	12.80	518.	23.00		
340.	2.95	397.	1.50	455.	6.50	519A.	5.50		
341.	28.50 pr	398.	1.60	456.	16.00 pr	519B.	5.50		
342.	2.10	400.	1.35	457.	2.60	520.	1.75		
343.	8.75 pr	401.	1.35	458.	6.50	521.	35.00		
344.	3.00	402.	7.00	459.	4.60	522.	200.00 set		
345.	15.00 pr	403.	13.50	460.	4.00 set	523.	9.20		
346.	1.75	404A.	9.25	461.	10.50 pr	525.	7.40		
347.	1.75	404B.	9.25	462.	10.50 pr	526.	10.60		
348.	9.00	405A.	5.00	463.	4.25 pr	527A.	3.45		
349.	14.00 pr	405B.	5.75	464.	see/catalog	527B.	2.85		
350.	18.00	406.	2.65	465.	5.40	527C.	2.75		
351A.	2.85	407.	1.50	466.	10.20	528.	9.00 pr		
351B.	2.95	409.	9.45	467.	15.00	529.	2.45		
353.	3.50 ea	410.	15.75	469.	12.00	531.	100.00 set		
354.	8.45	411.	14.00	470.	2.60	533.	17.00 set		
355A.	45.00	412.	14.75 pr	471.	7.50	534.	1.70		
355B.	45.00	413.	2.60	472A.	36.50	535.	2.50		
355C.	45.00	414.	3.20	472B.	36.50	536.	45.00 pr		
355D.	45.00	415.	7.50	473.	1.85	538.	2.80		
356.	8.70	416a.	2.40	475.	2.20	539.	9.50		
357.	24.50 pr	416b.	2.30	476.	15.25	541.	70.00		
358.	18.50 pr	416c.	2.30	477.	18.75 pr	542.	60.00		
359.	10.50 pr	417.	18.50 pr	478.	3.75	543.	15.00 set		
360.	18.75 pr	418A.	40.00	479.	45.00	544.	29.00 pr		
361A.	3.25	418B.	40.00	480.	19.75	545.	2.60		
361B.	3.25	419.	15.00 pr	481.	1.65				
362.	4.50	420.	2.65	482.	1.50				
363.	4.60	421.	7.50	483.	14.75				
364.	18.45	422.	2.50	484.	13.75 set				
365.	6.40	423.	1.75	485.	10.25				
366.	2.25	424.	18.25	486.	19.30 ea				
367.	2.60	425.	2.75 yd	487.	18.80 pr				
368.	2.75	426.	9.90	488.	2.60				
369.	29.00 pr	427.	28.50	489.	24.50 pr				
370.	28.00 pr	428.	.80	491.	2.00				

Gary Goers  
37 Amdahl Lane  
Kalispell, MT 59901

Classic Car Interior Restoration  
Specializing in Chrysler 300 Interiors  
Hundreds of Reproduction Parts for Chrysler Products

# ORDER FORM

NAME \_\_\_\_\_ PHONE \_\_\_\_\_ DATE \_\_\_\_\_

STREET \_\_\_\_\_ CITY \_\_\_\_\_ STATE \_\_\_\_\_ ZIP \_\_\_\_\_

CAR MAKE \_\_\_\_\_ YEAR \_\_\_\_\_ MODEL \_\_\_\_\_ NO. OF DOORS \_\_\_\_\_ BODY STYLE \_\_\_\_\_

QUANTITY	PART NO.	DESCRIPTION	UNIT PRICE	TOTAL PRICE

**IMPORTANT!!!** All gas and brake pedals and door gap fillers, etc.--anything with a steel core--I need your old one to reuse the core in molding new parts for you.

**PAYPAL!!!** If paying by Paypal, please remember to include the 4% extra that Paypal charges.

TOTAL	
OTHER PAGES	
SUBTOTAL	
**15%SHIPPING	
PREPAID	
ORDER TOTAL	

**\*\* PLEASE NOTE !** There is a \$5 minimum shipping charge. The shipping and handling charge will generally cover all UPS charges. Any significant overcharge will be refunded. UPS and USPS are constantly raising their rates; I can't possibly keep up, so I'll bill you if the shipping is more. I only charge a boxing fee, which is \$10, on large items. Please make all checks payable to Gary Goers. Thanks !

fax: 406.752.6249

web: [www.garygoers.com](http://www.garygoers.com)

e-mail: [gary@garygoers.com](mailto:gary@garygoers.com)







NAME \_\_\_\_\_

[illegible]

