

## PART NUMBER SERVICE

Page 13

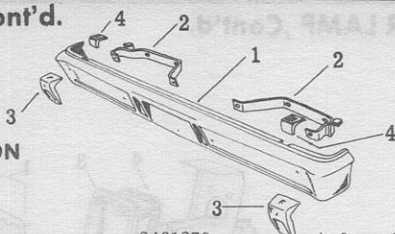
APRIL 1, 1971

DODGE

POLARA - 880 - MONACO 1965

## REAR BUMPER, Cont'd.

## STATION WAGON



|                           |                       |     |        |
|---------------------------|-----------------------|-----|--------|
| 1. Face Bar, Rear         | 2461279               | ★.9 | 60.25B |
| 2. Supt., Face Bar        | 2461292-3             | ★.2 | 6.75B  |
| Brace, Face Bar           | Outer 2461466-7       | ★.2 | 1.10B  |
|                           | Center 2461464        | ★.2 | 2.35B  |
|                           | Crossmember 2461280-1 | ★.2 | 2.45B  |
| Pad, Center Brace         | 2461465               |     | .30B   |
| Cover, Back-Up Lamp Hole* | 2449535               |     | 2.95B  |
|                           | *w/o Back-Up Lamp.    |     |        |
| 3. Step Pad (2)           | 2461298               | ★.2 | 5.45B  |
| 4. Cushion, Step Pad (2)  | 2461299               |     | 1.15B  |
| Pad, Bumper Jacking (2)   | 2461247               |     | .16B   |

## REAR BODY PANEL

Refinish Lower Panel ★1.0

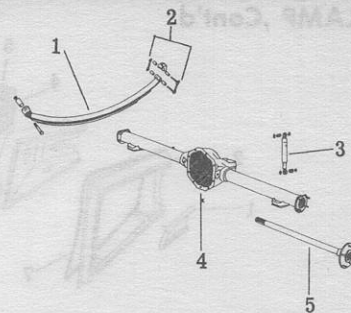
|  |                 |     |        |
|--|-----------------|-----|--------|
| Panel, Lower (Below Deck Lid)                  | 2525874         | #   | 18.55B |
| (#★5.0 exc. w/Quarter removed ★4.0)            |                 |     |        |
| Panel, Lower (Below Tail Gate)                 |                 |     |        |
| S/Wagon  | 2526651         | #   | 15.10B |
| (#★4.5 except w/Quarter removed ★3.5)          |                 |     |        |
| Extension, Lwr. Panel S/Wagon                  | 2484300-2663935 |     | 2.75B  |
| Rein., Lwr. Panel S/Wagon                      | 2481674         |     | .80B   |
| Supt., Lwr. Panel S/Wagon                      | 2484972-3       |     | .80B   |
| Seal, Lwr. Panel to Rr. Bumper                 |                 |     |        |
| except S/W                                     | 2664680         |     | 2.90B  |
| Support, Lower Panel                           |                 |     |        |
| exc. S/Wagon                                   | 2482268         |     | 2.50B  |
| Panel, Upper (above Deck Lid)                  |                 |     |        |
| 2 Dr. H. T.                                    | 2481146         |     | 14.15B |
| 4 Dr., 4 Dr. H. T.                             | 2481148         |     | 10.85B |
| Conv.  | 2481147         |     | 10.10B |
| Reinf., Upper Panel Conv.                      | 2482259         |     | 4.25B  |
| Panel, Rr. License Mounting                    |                 |     |        |
| exc. S/Wagon                                   | 2461457         |     | 3.90B  |
| Mldg. Pkg., Upper Panel Conv.                  | 2584082-3       | ★.3 | 6.05B  |
| Cap Pkg., Upr. Panel Mldg. Conv.               | 2807378         |     | .85B   |
| Pillar, Rear Body (on either side of Tailgate) |                 |     |        |
| Sub. Upper Outer                               | 2481676-7       |     | 8.45B  |
| Inner  | 2484036-7       |     | 5.60B  |
| Lower  | 2576106-7       | #   | 11.40B |
| (#★5.5 exc. w/Quarter removed ★3.0)            |                 |     |        |

## FUEL TANK



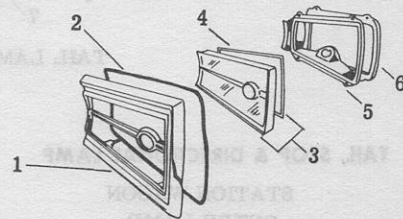
|  |         |     |        |
|--|---------|-----|--------|
| Tank, Fuel                                 |         |     |        |
| All exc. S/Wagon                           | 2800923 | 1.1 | 43.40B |
| S/Wagon                                    | 2461023 | 1.7 | 46.90B |
| Cap, Gas                                   |         |     |        |
| Exc. S/Wagon                               | 2460723 |     | .80A   |
| S/Wagon                                    | 2585387 |     | 2.75A  |
| Tube, Filler exc. S/Wagon                  | 2533021 | .3  | 5.85B  |
| S/Wagon                                    | 2643958 | .3  | 2.30B  |
| Grommet, Filler Tube                       |         |     |        |
| exc. S/Wagon                               | 2880481 |     | .75B   |
| S/Wagon                                    | 2203473 |     | .45B   |
| Deflector, Fuel Tank Stone (on Wheelhouse) |         |     |        |
| S/Wagon                                    | 2527063 |     | 8.50B  |
| Strap, Fuel Tank                           |         |     |        |
| exc. S/Wagon                               | 2533000 |     | 2.15B  |
| S/Wagon                                    | 2460736 |     | 1.15B  |
| Gauge, Fuel Tank                           |         |     |        |
| Exc. S/Wagon                               | 2584947 | .9  | 10.05B |
| S/Wagon                                    | 2932966 | .9  | 10.05B |

## REAR SUSPENSION



|  |                 |     |        |
|--|-----------------|-----|--------|
| 1. Spring, Rear                        |                 |     |        |
| Std. All w/383-413 Eng. exc. S/W       |                 |     |        |
| Rt.                                    | 3004597         | .8  | 46.00A |
| Lt.                                    | 2808355         | .8  | 46.00A |
| All w/426 Eng. exc. S/W                | 2585239         | .8  | 49.70A |
| S/Wagon (2 Seat)                       | 3004594-2585233 | .8  | 49.15A |
| (3 Seat) Rt.                           | 2585233         | .8  | 49.15A |
| Lt.                                    | 2585392         | .8  | 49.15A |
| H/Duty All exc. S/W                    | 2585240         | .8  | 45.10A |
| 4 Dr. Calif. Police                    | 2585399         | .8  | 49.70A |
| S/Wagon                                | 2585226-7       | .8  | 51.15A |
| Main Leaf, Rear Spring                 |                 |     |        |
| Std. All exc. S/Wagon                  | 2585651         | 1.3 | 16.75A |
| S/Wagon                                | 2585651         | 1.3 | 16.75A |
| H/Duty All exc. S/Wagon                | 2585246         | 1.3 | 16.75A |
| S/Wagon                                | 2585249         | 1.3 | 16.75A |
| 2. Shackle & Bushing Pkg., Rear Spring |                 |     |        |
| All exc. S/Wagon                       | 2585262         | .4  | 3.65A  |
| S/Wagon                                | 2525469         | .4  | 3.20A  |
| 4 Dr. Calif. Police                    | 2525469         | .4  | 3.20A  |
| 3. Shock Absorber, Rear                |                 |     |        |
| Std. All exc. Conv. & S/W              | 3400620         | .5  | 12.65A |
| Conv. & S/Wagon                        | 3400586         | .5  | 12.65A |
| H/Duty                                 | 2525432         | .5  | 12.65A |
| H/Duty (1-3/8" Dia.)                   | 3004776         | .5  | 17.95A |
| 4. Housing, Rear Axle                  | 2800175         | 3.8 | 94.40B |
| 5. Shaft, Rear Axle                    | 2585551         | 1.3 | 28.50B |
| Drum, Rear Brake                       |                 |     |        |
| 11" x 2" exc. S/W (w/o Driving Lugs)   | 3004746         | .2  | 18.75A |
| 11" x 2" exc. S/W (w/3 Driving Lugs)   | 3004746         | .2  | 18.75A |
| 11" x 2-1/2" S/Wagon                   | 3004747         | .2  | 19.50A |
| 11" x 3" Police w/o Disc Brakes        | 2405758         | .2  | 19.25A |
| Bearing & Collar Pkg., Axle Shaft      | 2525415         | 1.3 | 7.85A  |
| Oil Seal, Rear Axle Inner              | 2881185         | .6  | 1.75A  |
| Outer                                  | 2404216         | 1.3 | 1.40A  |
| Support, Brake (Backing Plate)         |                 |     |        |
| 11" x 2" Brakes exc. S/W               | 2405714-5       | .8  | 9.70B  |
| 11" x 2-1/2" Brakes S/W                | 2405728-9       | .8  | 9.70B  |
| 11" x 3" Brakes                        | 2808648-9       | .8  | 10.40B |
| Hose, Rear Brake                       | 1739249         | .5  | 3.05A  |

## REAR LAMP



## TAIL, STOP &amp; DIRECTIONAL LAMP

## POLARA &amp; 880 EXC. S/WAGON

|                       |                                       |    |        |
|-----------------------|---------------------------------------|----|--------|
| Assy.                 | 2483372-3                             | .2 | 17.20B |
| 1. Bezel              | 2445870-1                             |    | 14.40B |
| 2. Welt               | Not Serviced - Use Assy.              |    |        |
| 3. Lens & Gasket Pkg. | 2525263-4                             | .2 | 2.95B  |
| 4. Gasket             | Not Serviced - Use Lens & Gasket Pkg. |    |        |
| 5. Housing            | Not Serviced - Use Assy.              |    |        |
| 6. Gasket             | Not Serviced - Use Assy.              |    |        |
| Socket                | 2525669                               |    | 1.35B  |

Cont'd.